

CUH[®]

A GLOBAL LEADER IN VIBRATORY FEEDER CONTROL



NANJING CUH SCIENCE & TECHNOLOGY CO.,LTD

ABOUT CUH

Since its establishment in 2003, CUH has been dedicated to the independent research, development, production and sales of intelligent vibratory feeder control solutions.

As a leading enterprise and standard setter in vibratory feeder control industry, CUH's product line spans a wide range of electromagnetic, piezoelectric and voice coil motor vibratory feeder controllers, as well as controllers for conveyor belts, centrifugal feeders, and elevators.

LEADING TECHNOLOGY

CUH has invested over USD 15 million in R&D, focusing on innovation-driven advancements. CUH's proprietary technologies, such as automatic feed speed stabilization, non-vibration sensor feed speed control, and comprehensive protection systems, contribute to enhancing productivity in the automation sector of your plant.

- Feed speed auto stabilization
- Non vibration sensor feed speed stabilization
- Load adaptive control
- Vibration control
- Vector vibration drive and control
- Intelligent sorting
- Comprehensive self-protection



CORPORATE HONORS

- National High-Tech enterprise
- National High-Tech Small and Medium-Sized Enterprise
- National-level "Specialized, Fine, Unique and Innovative" Little Giant Enterprise
- Member of Intelligent Manufacturing Branch of the China Machinery Industry Federation
- Intelligent Vibration Control Engineering Technology Research Center of Jiangsu Province
- SMEs with specialization, refinement, specialization, and innovation
- Jiangsu Private Technology Enterprise
- Member of the Jiangsu Instrument Society
- Director of the Jiangsu Machinery Industry Association
- Nanjing Innovative Small and Medium-Sized Enterprise
- Vice President of Shenzhen Intelligent Society



LEADING PRODUCTS

CUH offers a comprehensive and diverse range of vibratory feeder controllers that represent the latest technological advancements. Many of CUH's controllers are well-recognized in the market and have set benchmarks within the industry.



RoHS



ELECTROMAGNETIC VIBRATORY FEEDER CONTROLLERS

- Auto Resonant Frequency Searching
- Auto Adaption to NPN or PNP Sensors
- Remote Speed Control
- RS485 Communication
- Quantity Counting
- Auto Voltage Regulation
- Adjustable Soft Start
- DC Control Output



FLEXIBLE FEEDER CONTROLLERS

- RS485 Communication
- Three Light Source Drive Outputs
- Four Operating Programs
- Nine Segments per Program
- Bluetooth Control (Mobile/Tablet)
- High-Precision Voltage Regulation
- Bidirectional DC Control Output
- Overvoltage Protection
- Overcurrent Protection
- Recoverable Short-Circuit Protection



PIEZOELECTRIC VIBRATORY FEEDER CONTROLLERS

- Capacitive load
- Adjustable Frequency and Voltage
- Low Noise
- Adjustable Soft Start Time
- Remote Speed Control
- DC Control Output
- Maximum output voltage setting
- Overvoltage Protection
- Overcurrent Protection
- Recoverable Short-Circuit Protection



CONVEYOR BELT, CENTRIFUGAL FEEDER & ELEVATOR CONTROLLERS

- Adjustable Output Frequency
- Speed Preset
- Sensor On/Off Control
- DC Control Output
- Remote Speed Control
- Keypad Lock
- Stall Protection
- Overvoltage Protection
- Overcurrent Protection
- Recoverable Short Circuit Protection



MATERIAL SORTING CONTROLLER

- Intelligent material luminance measuring
- Dual Optical Sensors for Independent Sorting
- Programmable Logics
- Immune to Ambient Light Interference
- Dual Independent Adjustable Airflow Outputs
- Dual Signal Input Ports
- Dual DC Output Ports
- Auto Adaption to NPN or PNP Sensors
- Undervoltage/Overvoltage Protection
- Overcurrent Protection
- Recoverable Short Circuit Protection



For more information, please contact +86 25 84730415

MARKET LEADERSHIP

20 Years Expertise

Dedicated to Meeting Various Application Needs

5 Types of Services

Attentive Service, Trusted Products

5 Major Commitments

For Worry-Free Feeding, Choose CUH

APPLICATION INDUSTRIES



Automobile manufacturing



Electronic component assembly



New energy



Grain processing



Food packaging



Medicine and medical



Furniture hardware



Daily chemical packaging

FIVE TYPES OF SERVICES

- Information Service: Real-time market demand updates for clients
- Technical Service: Providing clients with theoretical guidance and customized solutions for vibratory feeding
- Marketing Support: Helping clients efficiently develop markets and enhance their competitiveness
- Customer Care: 30-day unconditional product returns and exchanges
- Warranty Services: Providing 24/7 real-time support and on-site technical guidance

FIVE MAJOR COMMITMENTS

- Quality Commitment: If one controller purchased within a year has a quality issue due to us, CUH provides free repairs and an additional unit of the same model.
- Service Commitment: "1-1-2 Technical Support" – We will arrive on-site within 1 week, solve the issue within 1 day, and provide 2 hours of on-site product application training.
- After-Sales Commitment: Lifetime warranty for all products.
- Performance Commitment: The performance specifications are absolutely not exaggerated.
- Cooperation Commitment: Ensuring stable product supply for up to 10 years.

Contents

Variable Voltage Controller for Vibratory Feeder

SDVC10 Series Variable Voltage Controller for Vibratory Feeder	1
SDVC11-S Variable Voltage Digital Controller for Vibratory Feeder	2
SDVC11-M Variable Voltage Digital Controller for Vibratory Feeder	3
SDVC14-S Variable Voltage Digital Control Module for Vibratory Feeder	4
SDVC20-S Variable Voltage Digital Controller for Vibratory Feeder	5
SDVC20-L Variable Voltage Digital Controller for Vibratory Feeder	6
SDVC20-XL Variable Voltage Digital Controller for Vibratory Feeder	7
SDVC201-L Variable Voltage Digital Controller for Vibratory Feeder	8
SDVC20-U Variable Voltage Digital Controller for Vibratory Feeder	9
SDVC21-S Variable Voltage Digital Controller for Vibratory Feeder	10
SDVC21-LP Variable Voltage Digital Controller for Vibratory Feeder	11
SDVC21-XLP Variable Voltage Digital Controller for Vibratory Feeder	12
SDVC212 One-Channel Variable Voltage Digital Controller for Vibratory Feeder	13
SDVC222 Two-Channel Variable Voltage Digital Controller for Vibratory Feeder	14
SDVC232 Three-Channel Variable Voltage Digital Controller for Vibratory Feeder	15
SDVC22 Series Dual Channel Variable Voltage Digital Controller for Vibratory Feeder	16

Variable Frequency Controller for Vibratory Feeder

SDVC301-S/M Variable Frequency Digital Controller for Vibratory Feeder	17
SDVC302-S/M Variable Frequency Digital Controller for Vibratory Feeder	18
SDVC31-S/M Variable Frequency Digital Controller for Vibratory Feeder	19
SDVC311-S/M Variable Frequency Digital Controller for Vibratory Feeder	20
SDVC31-L/XL Variable Frequency Digital Controller for Vibratory Feeder	21
SDVC311-XL Variable Frequency Digital Controller for Vibratory Feeder	22
SDVC31-XLP Variable Frequency Digital Controller for Vibratory Feeder	23
SDVC31-U Variable Frequency Digital Controller for Vibratory Feeder	24
SDVC31-UP Variable Frequency Digital Controller for Vibratory Feeder	25
SDVC33-M Dual Channel Digital Variable Frequency Vibratory Feeder Controller	26
SDVC333-SG Three-Channel Digital Variable Frequency Vibratory Feeder Controller	27
SDVC34-M Series Variable Frequency Intelligent Controller for Vibratory Feeder	28
SDVC34-XL Series Variable Frequency Intelligent Controller for Vibratory Feeder	29
SDVC34-UR Variable Frequency Intelligent Controller for Vibratory Feeder	30
SDVC341-M Automatic Frequency Controller for Vibratory Feeder	31
SDVC35 Series Variable Frequency Intelligent Controller for Vibratory Feeder	32

Variable Frequency Controller for Piezo Vibratory Feeder

SDVC40-S Variable Frequency Digital Controller for Piezo Vibratory Feeder-----33
 SDVC40-XS Series Multi-channel Digital Variable Frequency Piezoelectric Vibration Feeding Controller-----34
 SDVC402-S Variable Frequency Digital Controller for Piezo Vibratory Feeder-----35
 SDVC41-M Variable Frequency Intelligent Controller for Piezo Vibratory Feeder-----36
 SDVC42-S Automatic High Frequency Piezo Controller-----37
 SDVC42-SD Automatic High Frequency Piezo Controller-----38

Variable Frequency Controller (Low Input Voltage)

SDVC50 Variable Frequency Digital Controller for Vibratory Feeder (Low Input Voltage)-----39

Intelligent Flexible Controller for Vibratory Feeder

SDVC60 Series Intelligent Flexible multi-channel Vibratory Feeder Controller-----40
 SDVC61-M Intelligent Low Voltage Flexible Vibratory Feeder Controller-----41
 SDVC621-M Intelligent Low Voltage Flexible Vibratory Feeder Controller-----42

Intelligent Optical Fiber Sorting Controller

SDVS30 Series Intelligent Optical Fiber Sorting Controller-----43
 SDVS31 Intelligent Dual-Fiber Line-Scan Sorting Controller-----44

Intelligent Digital Ultrasonic Welding Controller

SDUC20-U Series Intelligent Digital Ultrasonic Welding Controller-----45

Digital Motor Controller

SDMC10-S Digital Low Voltage DC Brushed Motor Controller-----46
 SDMC20-S Digital Single Phase Asynchronous Motor Controller-----47
 SDMC201-S Digital Single Phase Asynchronous Motor Controller-----48
 SDMC30-S Digital Three Phase Asynchronous Motor Controller-----49

CUH Product Function Table-----50

SDVC10 Series
Variable Voltage Controller for Vibratory Feeder



Model

SDVC10-XS: 2.5A
SDVC10-S: 4A

Features

Soft Start: The controller will gently increase output voltage from 0 to the preset value when power on to avoid sudden shake.

Fuse-Short Circuit Protection: If output of the controller is short-circuited, the fuse inside will be blown to protect the controller and the load.

Dimensions & Weight

Dimensions: 154*42*86.4 (L*W*H, mm)
Weight: 370g (without accessory)

Technical Data

Item	Range			Unit	Note
	Min	Typical	Max		
Input Voltage	150	220	250	V	AC RMS
Adjustable Output Voltage Range	90	---	Vin-30	V	Half Wave
	70		Vin-10		Full Wave
Output Current	0	---	2.5	A	SDVC10-XS
			4		SDVC10-S
Output Power	0	---	550	VA	SDVC10-XS
			880		SDVC10-S
Output Frequency	45	50/60	65	Hz	Half Wave
	90	100/120	130		Full Wave
Output Waveform	Phase Angle Control				
Soft Start Time	0.2			s	
Short-Circuit Protection Trigger Current	---	6.3	---	A	Fuse Capacity
Fuse Capacity	6.3			A	
Ambient Temperature	0	25	40	°C	No Condensation
Ambient Humidity	10	60	85	%	
Storage Ambient Temperature	-20	25	65	°C	

SDVC11-S

Variable Voltage Digital Controller for Vibratory Feeder



Model

SDVC11-S: 4A

Features

Automatic Voltage Regulation: The internal digital voltage regulation circuit can reduce feed speed variation caused by mains voltage fluctuation.

Soft Start: The controller will gently increase output voltage from 0 to the preset value when power on to avoid sudden shake.

Linear Voltage Control: Rotation angle of the voltage adjustment knob is linear with output voltage of the controller.

Overheat Protection: If internal temperature of the controller gets too high, the controller will stop its output to protect itself.

Overcurrent Protection: If output current exceeds its rated value, the controller will stop its output to protect itself and the load.

Fuse-Short Circuit Protection: If output of the controller is short-circuited, the fuse inside will be blown to protect the controller and the load.

Technical Data

Item	Range			Unit	Note
	Min	Typical	Max		
Input Voltage	150	220	250	V	AC RMS
Adjustable Output Voltage Range	35	---	Vin-10	V	Half Wave
	45	---	Vin-5		Full Wave
Voltage Regulation Accuracy	---	---	30	V	Vset = 150V ΔVin+ = 70V
Voltage Regulation Response Time	0	0.01	0.02	s	
Adjustable Output Current Range	0.1	---	4	A	
Output Power	22	---	880	VA	
Output Frequency	45	50/60	65	Hz	Half Wave
	90	100/120	130		Full Wave
Output Waveform	Phase Angle Control				
Soft Start Time	0.5	0.65	0.7	s	
Overheat Protection Trigger Temperature	58	60	66	°C	
Short-Circuit Protection Trigger Current	---	6.3	---	A	Fuse Capacity
Fuse Capacity	6.3			A	
Ambient Temperature	0	25	40	°C	No Condensation
Ambient Humidity	10	60	85	%	
Storage Ambient Temperature	-20	25	65	°C	

Dimensions & Weight

Dimensions: 140*58*60 (L*W*H, mm)

Weight: 200g (without accessory)

Optional Accessories



- Input Power Cable (1.5m)
- Output Power Cable (1.5m)

Remark: Input power cable can be customized to fit the socket in your country.

Vibratory Feeder Controller Expert

Building 2, Xueyan Tech Park, Tusciny, No.9 Zhineng Rd, Jiangning, Nanjing, China
Tel: 86-25-84730415 Fax: 86-25-84730426 Email: sales@cuhnj.com

SDVC11-M

Variable Voltage Digital Controller for Vibratory Feeder



Model

SDVC11-M: 5A

Features

Automatic Voltage Regulation: The internal digital voltage regulation circuit can reduce feed speed variation caused by mains voltage fluctuation.

Soft Start: The controller will gently increase output voltage from 0 to the preset value when power on to avoid sudden shake.

Linear Voltage Control: Rotation angle of the voltage adjustment knob is linear with output voltage of the controller.

Overheat Protection: If internal temperature of the controller gets too high, the controller will stop its output to protect itself.

Overcurrent Protection: If output current exceeds its rated value, the controller will stop its output to protect itself and the load.

Fuse-Short Circuit Protection: If output of the controller is short-circuited, the fuse inside will be blown to protect the controller and the load.

Technical Data

Item	Range			Unit	Note
	Min	Typical	Max		
Input Voltage	150	220	250	V	AC RMS
Adjustable Output Voltage Range	35	---	Vin-10	V	Half Wave
	45	---	Vin-5		Full Wave
Voltage Regulation Accuracy	---	---	30	V	Vset = 150V ΔVin+ = 70V
Voltage Regulation Response Time	0	0.01	0.02	s	
Adjustable Output Current Range	0.1	---	5	A	
Output Power	22	---	1100	VA	
Output Frequency	45	50/60	65	Hz	Half Wave
	90	100/120	130		Full Wave
Output Waveform	Phase Angle Control				
Soft Start Time	0.5	0.65	0.7	s	
Overheat Protection Trigger Temperature	58	60	66	°C	
Short-Circuit Protection Trigger Current	---	6.3	---	A	Fuse Capacity
Fuse Capacity	6.3			A	
Ambient Temperature	0	25	40	°C	No Condensation
Ambient Humidity	10	60	85	%	
Storage Ambient Temperature	-20	25	65	°C	

Dimensions & Weight

Dimensions: 190*53.6*109.3 (L*W*H, mm)

Weight: 430g (without accessory)

Standard Accessories



- Input Power Cable (1.5m)
- Output Power Cable (1.5m)

Remark: Input power cable can be customized to fit the socket in your country.

Vibratory Feeder Controller Expert

Building 2, Xueyan Tech Park, Tuscany, No.9 Zhineng Rd, Jiangning, Nanjing, China
Tel: 86-25-84730415 Fax: 86-25-84730426 Email: sales@cuhnj.com

SDVC14-S

Variable Voltage Digital Control Module for Vibratory Feeder



Model

SDVC14-S: 4A

Features

Automatic Voltage Regulation: The internal digital voltage regulation circuit can reduce feed speed variation caused by mains voltage fluctuation.

Soft Start: The controller will gently increase output voltage from 0 to the preset value when power on to avoid sudden shake.

Linear Voltage Control: Rotation angle of the external potentiometer is linear with output voltage of the control module.

Overheat Protection: If internal temperature of the control module gets too high, the control module will stop its output to protect itself.

Overcurrent Protection: If output current exceeds its rated value, the control module will stop its output to protect itself and the load.

Fuse-Short Circuit Protection: If output of the control module is short-circuited, the fuse inside will be blown to protect the control module and the load.

Technical Data

Item	Range			Unit	Note
	Min	Typical	Max		
Input Voltage	150	220	250	V	AC RMS
Adjustable Output Voltage Range	35	---	Vin-10	V	Half Wave
	45	---	Vin-5		Full Wave
Voltage Regulation Accuracy	---	---	30	V	Vset = 150V ΔVin+ = 70V
Voltage Regulation Response Time	0	0.01	0.02	s	
Adjustable Output Current Range	0.1	---	4	A	
Output Power	22	---	880	VA	
Output Frequency	45	50/60	65	Hz	Half Wave
	90	100/120	130		Full Wave
Output Waveform	Phase Angle Control				
Soft Start Time	0.5	0.65	0.7	s	
Overheat Protection Trigger Temperature	58	60	66	°C	
Short-Circuit Protection Trigger Current	---	6.3	---	A	Fuse Capacity
Remote ON/OFF Control Voltage	5	---	24	V	
Fuse Capacity	6.3			A	
Ambient Temperature	0	25	40	°C	No Condensation
Ambient Humidity	10	60	85	%	
Storage Ambient Temperature	-20	25	65	°C	

Dimensions & Weight

Dimensions: 102*63*27 (L*W*H, mm)

Weight: 92g

Standard Accessories




- 2 digit pluggable terminal blockinput
- 3 digit pluggable terminal blockinput

Vibratory Feeder Controller Expert

Building 2, Xueyan Tech Park, Tuscity, No.9 Zhineng Rd, Jiangning, Nanjing, China
Tel: 86-25-84730415 Fax: 86-25-84730426 Email: sales@cuhnj.com

SDVC20-S

Variable Voltage Digital Controller for Vibratory Feeder



Model

SDVC20-S: 5A

Features

Automatic Voltage Regulation: The internal digital voltage regulation circuit can reduce feed speed variation caused by mains voltage fluctuation.

Time Adjustable Soft Start: The controller will gently increase output voltage from 0 to the preset value when power on to avoid sudden shake. Soft start time can be digitally preset.

Preset Speeds: 4 feed speeds can be preset, stored and outputted by connecting external short-circuit signals.

Dual Switch Sensor ON/OFF Control: 2 NPN switch sensors or PLCs can be connected to turn on/off the controller.

Photoelectric Sensor ON/OFF Control: The CUH Intelligent Photoelectric Sensor can be connected to turn on/off the controller.

Remote Speed Control: Output Voltage of the controller can be adjusted remotely by an external potentiometer, a PLC, a 1-5V DC signal or a 4-20mA current signal.

DC Control Output: The controller can output low voltage DC power associated with ON/OFF Control of the controller to drive a solenoid or other external devices.

Overheat Protection: If internal temperature of the controller gets too high, the controller will stop its output to protect itself.

Overcurrent Protection: If output current exceeds its rated value, the controller will stop its output to protect itself and the load.

Overvoltage Protection: If input voltage is too high, power supply of the controller will be shutdown automatically to protect itself.

Fuse-Short Circuit Protection: If output of the controller is short-circuited, the fuse inside will be blown to protect the controller and the load.

Max Adjustable Output Voltage: Max Adjustable Output Voltage can be preset to protect the load from damage caused by too high voltage.

Technical Data

Item	Range			Unit	Note
	Min	Typical	Max		
Input Voltage	85	220	250	V	AC RMS
Adjustable Output Voltage Range	35	---	Vin-10	V	Half Wave
	45		Vin-5		Full Wave
Voltage Adjustment Accuracy	1			V	
Voltage Regulation Accuracy	---	---	30	V	Vset = 150V ΔVin+ = 70V
Voltage Regulation Response Time	0	0.01	0.02	s	
Adjustable Output Current Range	0	---	5	A	
Output Power	0	---	1100	VA	
Output Frequency	45	50/60	65	Hz	Half Wave
	90	100/120	130		Full Wave
Output Waveform	Phase Angle Control				
Soft Start Time	0	---	10.0	s	Default value: 0.5
On/Off Delay Time Range	0	---	9.9	s	Default value: 0.2
On/Off Delay Time Accuracy	0.1			s	
Overheat Protection Trigger Temperature	58	60	66	°C	
Short-Circuit Protection Trigger Current	---	6.3	---	A	Fuse Capacity
DC Control Output Voltage	11	12	13	V	
DC Control Output Current	0	---	200	mA	
Analog Control Signal	1~5/4~20			V/mA	Remote Speed Control signal
Digital Control Signal	12			V	Switching Signal
Adjustment Method	4			Button	
Fuse Capacity	6.3			A	
Standby Power Consumption	---	2	---	W	
Display Method	4			Digit	LED
Ambient Temperature	0	25	40	°C	No Condensation
Ambient Humidity	10	60	85	%	
Storage Ambient Temperature	-20	25	65	°C	

Dimensions & Weight

Dimensions: 111*76*48.5 (L*W*H, mm)

Weight: 285g (without accessory)

Standard Accessories



- Input Power Cable (1.5m)
- Output Power Cable (1.5m)

Remark: Input power cable can be customized to fit the socket in your country.

Optional Accessories



- Intelligent Photoelectric Sensor(1.5m)
- DB315 Signal Control

Vibratory Feeder Controller Expert

Building 2, Xueyan Tech Park, Tuscany, No.9 Zhineng Rd, Jiangning, Nanjing, China
Tel: 86-25-84730415 Fax: 86-25-84730426 Email: sales@cuhnj.com

SDVC20-L

Variable Voltage Digital Controller for Vibratory Feeder



Model

SDVC20-L: 10A

Features

Automatic Voltage Regulation: The internal digital voltage regulation circuit can reduce feed speed variation caused by mains voltage fluctuation.

Time Adjustable Soft Start: The controller will gently increase output voltage from 0 to the preset value when power on to avoid sudden shake. Soft start time can be digitally preset.

Preset Speeds: 4 feed speeds can be preset, stored and outputted by connecting external short-circuit signals.

Dual Switch Sensor ON/OFF Control: 2 NPN switch sensors or PLCs can be connected to turn on/off the controller.

Photoelectric Sensor ON/OFF Control: The CUH Intelligent Photoelectric Sensor can be connected to turn on/off the controller.

Remote Speed Control: Output Voltage of the controller can be adjusted remotely by an external potentiometer, a PLC, a 1-5V DC signal or a 4-20mA current signal.

DC Control Output: The controller can output low voltage DC power associated with ON/OFF Control of the controller to drive a solenoid or other external devices.

Overheat Protection: If internal temperature of the controller gets too high, the controller will stop its output to protect itself.

Overcurrent Protection: If output current exceeds its rated value, the controller will stop its output to protect itself and the load.

Fuse-Short Circuit Protection: If output of the controller is short-circuited, the fuse inside will be blown to protect the controller and the load.

Max Adjustable Output Voltage: Max Adjustable Output Voltage can be preset to protect the load from damage caused by too high voltage.

Technical Data


Item	Range			Unit	Note
	Min	Typical	Max		
Input Voltage	85	380	440	V	AC RMS
Adjustable Output Voltage Range	35	---	Vin-10	V	Half Wave
	45		Vin-5		Full Wave
Voltage Adjustment Accuracy	1			V	
Voltage Regulation Accuracy	---	---	30	V	Vset = 150V ΔVin+ = 70V
Voltage Regulation Response Time	0	0.01	0.02	s	
Adjustable Output Current Range	0	---	10	A	
Output Power	0	---	3800	VA	
Output Frequency	45	50/60	65	Hz	Half Wave
	90	100/120	130		Full Wave
Output Waveform	Phase Angle Control				
Soft Start Time	0	---	10.0	s	Default value: 0.5
On/Off Delay Time Range	0	---	9.9	s	Default value: 0.2
On/Off Delay Time Accuracy	0.1			s	
Overheat Protection Trigger Temperature	58	60	66	°C	
Short-Circuit Protection Trigger Current	---	10	---	A	Fuse Capacity
DC Control Output Voltage	22	24	26	V	
DC Control Output Current	0	---	200	mA	
Analog Control Signal	1~5/4~20			V/mA	Remote Speed Control signal
Digital Control Signal	24			V	Switching Signal
Adjustment Method	4			Button	
Fuse Capacity	10			A	
Standby Power Consumption	---	2	---	W	
Display Method	4			Digit	LED
Ambient Temperature	0	25	40	°C	No Condensation
Ambient Humidity	10	60	85	%	
Storage Ambient Temperature	-20	25	65	°C	

Dimensions & Weight

Dimensions: 180*106*58 (L*W*H, mm)

Weight: 960g (without accessory)

Optional Accessories



- Intelligent Photoelectric Sensor(1.5m)
- DB315 Signal Control

Vibratory Feeder Controller Expert

Building 2, Xueyan Tech Park, Tusciny, No.9 Zhineng Rd, Jiangning, Nanjing, China
Tel: 86-25-84730415 Fax: 86-25-84730426 Email: sales@cuhnj.com

SDVC20-XL
Variable Voltage Digital Controller for Vibratory Feeder



Model

SDVC20-XL: 15A

Features

Automatic Voltage Regulation: The internal digital voltage regulation circuit can reduce feed speed variation caused by mains voltage fluctuation.

Time Adjustable Soft Start: The controller will gently increase output voltage from 0 to the preset value when power on to avoid sudden shake. Soft start time can be digitally preset.

Preset Speeds: 4 feed speeds can be preset, stored and outputted by connecting external short-circuit signals.

Dual Switch Sensor ON/OFF Control: 2 NPN switch sensors or PLCs can be connected to turn on/off the controller.

Photoelectric Sensor ON/OFF Control: The CUH Intelligent Photoelectric Sensor can be connected to turn on/off the controller.

Remote Speed Control: Output Voltage of the controller can be adjusted remotely by an external potentiometer, a PLC, a 1-5V DC signal or a 4-20mA current signal.

DC Control Output: The controller can output low voltage DC power associated with ON/OFF Control of the controller to drive a solenoid or other external devices.

Overheat Protection: If internal temperature of the controller gets too high, the controller will stop its output to protect itself.

Overcurrent Protection: If output current exceeds its rated value, the controller will stop its output to protect itself and the load.

Fuse-Short Circuit Protection: If output of the controller is short-circuited, the fuse inside will be blown to protect the controller and the load.

Max Adjustable Output Voltage: Max Adjustable Output Voltage can be preset to protect the load from damage caused by too high voltage.

Technical Data


Item	Range			Unit	Note
	Min	Typical	Max		
Input Voltage	85	380	440	V	
Adjustable Output Voltage Range	35	---	Vin-10	V	Half Wave
	45		Vin-5		Full Wave
Voltage Adjustment Accuracy	1			V	
Voltage Regulation Accuracy	---	---	30	V	Vset = 150V ΔVin+ = 70V
Voltage Regulation Response Time	0	0.01	0.02	s	
Adjustable Output Current Range	0	---	15	A	
Output Power	0	---	5700	VA	
Output Frequency	90	100/120	130	Hz	Full Wave
	45	50/60	65		Half Wave
	30	33/40	43		1/3 Full Wave
	22	25/30	32		1/4 Full Wave
Output Waveform	Phase Angle Control				
Soft Start Time	0	---	10.0	s	Default value: 0.5
On/Off Delay Time Range	0	---	9.9	s	Default value: 0.2
On/Off Delay Time Accuracy	0.1			s	
Overheat Protection Trigger Temperature	58	60	66	°C	
DC Control Output Voltage	22	24	26	V	
DC Control Output Current	0	---	200	mA	
Analog Control Signal	1~5/4~20			V/mA	Remote Speed Control signal
Digital Control Signal	24			V	Switching Signal
Adjustment Method	4			Button	
Fuse Capacity	20			A	
Standby Power Consumption	---	2	---	W	
Display Method	4			Digit	LED
Ambient Temperature	0	25	40	°C	No Condensation
Ambient Humidity	10	60	85	%	
Storage Ambient Temperature	-20	25	65	°C	

Dimensions & Weight

Dimensions: 180*106*58 (L*W*H, mm)

Weight: 960g (without accessory)

Optional Accessories



- Intelligent Photoelectric Sensor(1.5m)
- DB315 Signal Control

Vibratory Feeder Controller Expert

Building 2, Xueyan Tech Park, Tuscany, No.9 Zhineng Rd, Jiangning, Nanjing, China
Tel: 86-25-84730415 Fax: 86-25-84730426 Email: sales@cuhnj.com

SDVC201-L

Variable Voltage Digital Controller for Vibratory Feeder



Model

SDVC201-L: 10A

Features

Automatic Voltage Regulation: The internal digital voltage regulation circuit can reduce feed speed variation caused by mains voltage fluctuation.

Time Adjustable Soft Start: The controller will gently increase output voltage from 0 to the preset value when power on to avoid sudden shake. Soft start time can be digitally preset.

Preset Speeds: 4 feed speeds can be preset, stored and outputted by connecting external short-circuit signals.

Dual Switch Sensor ON/OFF Control: 2 NPN switch sensors or PLCs can be connected to turn on/off the controller.

Photoelectric Sensor ON/OFF Control: The CUH Intelligent Photoelectric Sensor can be connected to turn on/off the controller.

Remote Speed Control: Output Voltage of the controller can be adjusted remotely by an external potentiometer, a PLC, a 1-5V DC signal or a 4-20mA current signal.

DC Control Output: The controller can output low voltage DC power associated with ON/OFF Control of the controller to drive a solenoid or other external devices.

Overheat Protection: If internal temperature of the controller gets too high, the controller will stop its output to protect itself.

Overcurrent Protection: If output current exceeds its rated value, the controller will stop its output to protect itself and the load.

Fuse-Short Circuit Protection: If output of the controller is short-circuited, the fuse inside will be blown to protect the controller and the load.

Max Adjustable Output Voltage: Max Adjustable Output Voltage can be preset to protect the load from damage caused by too high voltage.

Technical Data

Item	Range			Unit	Note
	Min	Typical	Max		
Input Voltage	85	220	250	V	
Adjustable Output Voltage Range	35	---	Vin-10	V	Half Wave
	45		Vin-5		Full Wave
Voltage Adjustment Accuracy	1			V	
Voltage Regulation Accuracy	---	---	30	V	Vset = 150V ΔVin+ = 70V
Voltage Regulation Response Time	0	0.01	0.02	s	
Adjustable Output Current Range	0	---	10	A	
Output Power	0	---	2200	VA	
Output Frequency	90	100/120	130	Hz	Full Wave
	45	50/60	65		Half Wave
	30	33/40	43		1/3 Full Wave
	22	25/30	32		1/4 Full Wave
Output Waveform	Phase Angle Control				
Soft Start Time	0	---	10.0	s	Default value: 0.5
On/Off Delay Time Range	0	---	9.9	s	Default value: 0.2
On/Off Delay Time Accuracy	0.1			s	
Overheat Protection Trigger Temperature	58	60	66	°C	
DC Control Output Voltage	22	24	26	V	
DC Control Output Current	0	---	200	mA	
Analog Control Signal	1~5/4~20			V/mA	Remote Speed Control signal
Digital Control Signal	24			V	Switching Signal
Adjustment Method	4			Button	
Fuse Capacity	15			A	
Standby Power Consumption	---	2	---	W	
Display Method	4			Digit	LED
Ambient Temperature	0	25	40	°C	No Condensation
Ambient Humidity	10	60	85	%	
Storage Ambient Temperature	-20	25	65	°C	

Dimensions & Weight

Dimensions: 180*106*58 (L*W*H, mm)

Weight: 960g (without accessory)


Standard Accessories



- Input Power Cable (1.5m)
- Output Power Cable (1.5m)

Remark: Input power cable can be customized to fit the socket in your country.

Optional Accessories



- Intelligent Photoelectric Sensor(1.5m)
- DB315 Signal Control

Vibratory Feeder Controller Expert

Building 2, Xueyan Tech Park, Tuscany, No.9 Zhineng Rd, Jiangning, Nanjing, China
Tel: 86-25-84730415 Fax: 86-25-84730426 Email: sales@cuhnj.com

SDVC20-U

Variable Voltage Digital Controller for Vibratory Feeder



Model

SDVC20-U: 50A

Features

Automatic Voltage Regulation: The internal digital voltage regulation circuit can reduce feed speed variation caused by mains voltage fluctuation.

Time Adjustable Soft Start: The controller will gently increase output voltage from 0 to the preset value when power on to avoid sudden shake. Soft start time can be digitally preset.

Preset Speeds: 4 feed speeds can be preset, stored and outputted by connecting external short-circuit signals.

Dual Switch Sensor ON/OFF Control: Adaptive switch sensors or PLCs can be connected to turn on/off the controller.

Remote Speed Control: Output Voltage of the controller can be adjusted remotely by an external potentiometer, a PLC, a 1-5V DC signal or a 4-20mA current signal.

DC Control Output: The controller can output low voltage DC power associated with ON/OFF Control of the controller to drive a solenoid or other external devices.

Overheat Protection: If internal temperature of the controller gets too high, the controller will stop its output to protect itself.

Overcurrent Protection: If output current exceeds its rated value, the controller will stop its output to protect itself and the load.

Fuse-Short Circuit Protection: If output of the controller is short-circuited, the fuse inside will be blown to protect the controller and the load.

Max Adjustable Output Voltage: Max Adjustable Output Voltage can be preset to protect the load from damage caused by too high voltage.

Technical Data

Item	Range			Unit	Note
	Min	Typical	Max		
Input Voltage	85	380	440	V	AC RMS
Adjustable Output Voltage Range	35	---	Vin-10	V	
Voltage Adjustment Accuracy	1			V	
Voltage Regulation Accuracy	---	---	30	V	Vset = 150V ΔVin+ = 70V
Voltage Regulation Response Time	0	0.01	0.02	s	
Adjustable Output Current Range	0	---	50	A	
Output Power	0	---	19000	VA	
Output Frequency	90	100/120	130	Hz	Full Wave
	45	50/60	65		Half Wave
	30	33/40	43		1/3 Wave
	22	25/30	32		1/4 Wave
	18	20/24	26		1/5 Wave
Output Waveform	Phase Angle Control				
Soft Start Time	0	---	10.0	s	Default value: 1.0
On/Off Delay Time Range	0	---	9.9	s	Default value: 0.2
On/Off Delay Time Accuracy	0.1			s	
Overheat Protection Trigger Temperature	58	60	66	°C	
DC Control Output Voltage	22	24	26	V	
DC Control Output Current	0	---	200	mA	
Analog Control Signal	1-5/4-20			V/mA	Local control voltage/ Remote control current
Digital Control Signal	24			V	Switching Signal
Adjustment Method	4			Button	
Fuse Capacity	50			A	
Standby Power Consumption	---	2	---	W	
Display Method	4			Digit	LED
Ambient Temperature	-10	25	40	°C	No Condensation
Ambient Humidity	10	60	85	%	
Storage Ambient Temperature	-20	25	65	°C	

Dimensions & Weight

Dimensions: 280*180*121 (L*W*H, mm)

Weight: 2480g (without accessory)

Vibratory Feeder Controller Expert

Building 2, Xueyan Tech Park, Tuscany, No.9 Zhineng Rd, Jiangning, Nanjing, China
Tel: 86-25-84730415 Fax: 86-25-84730426 Email: sales@cuhnj.com

SDVC21-S
Variable Voltage Digital Controller for Vibratory Feeder



Model

SDVC21-S: 5A

Features

Automatic Voltage Regulation: The internal digital voltage regulation circuit can reduce feed speed variation caused by mains voltage fluctuation.

Time Adjustable Soft Start: The controller will gently increase output voltage from 0 to the preset value when power on to avoid sudden shake. Soft start time can be digitally preset.

Preset Speeds: 4 feed speeds can be preset, stored and outputted by connecting external short-circuit signals.

Dual Switch Sensor ON/OFF Control: Adaptive switch sensors or PLCs can be connected to turn on/off the controller.

Photoelectric Sensor ON/OFF Control: The CUH Intelligent Photoelectric Sensor can be connected to turn on/off the controller.

Remote Speed Control: Output Voltage of the controller can be adjusted remotely by an external potentiometer, a PLC, a 1-5V DC signal or a 4-20mA current signal.

DC Control Output: The controller can output low voltage DC power associated with ON/OFF Control of the controller to drive a solenoid or other external devices.

Overheat Protection: If internal temperature of the controller gets too high, the controller will stop its output to protect itself.

Overcurrent Protection: If output current exceeds its rated value, the controller will stop its output to protect itself and the load.

Overvoltage Protection: If input voltage is too high, power supply of the controller will be shutdown automatically to protect itself.

Fuse-Short Circuit Protection: If output of the controller is short-circuited, the fuse inside will be blown to protect the controller and the load.

Max Adjustable Output Voltage: Max Adjustable Output Voltage can be preset to protect the load from damage caused by too high voltage.

Technical Data

Item	Range			Unit	Note
	Min	Typical	Max		
Input Voltage	85	220	250	V	AC RMS
Adjustable Output Voltage Range	35	---	Vin-10	V	Half Wave
	45		Vin-5		Full Wave
Voltage Adjustment Accuracy	1			V	
Voltage Regulation Accuracy	---	---	30	V	Vset = 150V ΔVin+ = 70V
Voltage Regulation Response Time	0	0.01	0.02	s	
Adjustable Output Current Range	0	---	5	A	
Output Power	0	---	1100	VA	
Output Frequency	45	50/60	65	Hz	Half Wave
	90	100/120	130		Full Wave
Output Waveform	Phase Angle Control				
Soft Start Time	0	---	9.9/10.0	s	Default value: 1.0
On/Off Delay Time Range	0	---	9.9/99.9	s	Default value: 0.2
On/Off Delay Time Accuracy	0.1			s	
Overheat Protection Trigger Temperature	58	60	66	°C	
DC Control Output Voltage	22	24	26	V	
DC Control Output Current	0	---	400	mA	
Analog Control Signal	1~5/4~20			V/mA	Remote Speed Control signal
Digital Control Signal	24			V	Switching Signal
Adjustment Method	6			Button	
Fuse Capacity	6.3			A	
Standby Power Consumption	---	2	---	W	
Display Method	5			Digit	LED
Ambient Temperature	0	25	40	°C	No Condensation
Ambient Humidity	10	60	85	%	
Storage Ambient Temperature	-20	25	65	°C	


Note: "xxx/xxx" indicates "Traditional Parameter values / Modern Parameter values"

Dimensions & Weight

Dimensions: 190*53.6*94.5 (L*W*H, mm)

Weight: 430g (without accessory)

Standard Accessories



- Input Power Cable (1.5m)
- Output Power Cable (1.5m)

Remark: Input power cable can be customized to fit the socket in your country.

Optional Accessories



- Intelligent Photoelectric Sensor(1.5m)

Vibratory Feeder Controller Expert

Building 2, Xueyan Tech Park, Tuscity, No.9 Zhineng Rd, Jiangning, Nanjing, China
Tel: 86-25-84730415 Fax: 86-25-84730426 Email: sales@cuhnj.com

SDVC21-LP

Variable Voltage Digital Controller for Vibratory Feeder



Model

SDVC21-LP: 10A

Features

IP Grade: IP67. The controller keeps running well in humid, oily and dusty environment.

Super Wide Input Operation Voltage: Input voltage value to the controller could range from 85 to 400 AC.

Automatic Voltage Regulation: The internal digital voltage regulation circuit can reduce feed speed variation caused by mains voltage fluctuation.

Time Adjustable Soft Start: The controller will gently increase output voltage from 0 to the preset value when power on to avoid sudden shake. Soft start time can be digitally preset.

Preset Speeds: 4 feed speeds can be preset, stored and outputted by connecting external short-circuit signals.

Dual Switch Sensor ON/OFF Control: 2 NPN switch sensors or PLCs can be connected to turn on/off the controller.

Photoelectric Sensor ON/OFF Control: The CUH Intelligent Photoelectric Sensor can be connected to turn on/off the controller.

Remote Speed Control: Output Voltage of the controller can be adjusted remotely by an external potentiometer, a PLC, a 1-5V DC signal or a 4-20mA current signal.

DC Control Output: The controller can output low voltage DC power associated with ON/OFF Control of the controller to drive a solenoid or other external devices.

Lightning Protection: The controller can withstand lightning stroke below 4KV.

Overheat Protection: If internal temperature of the controller gets too high, the controller will stop its output to protect itself.

Overcurrent Protection: If output current exceeds its rated value, the controller will stop its output to protect itself and the load.

Fuse-Short Circuit Protection: If output of the controller is short-circuited, the fuse inside will be blown to protect the controller and the load.

Max Adjustable Output Voltage: Max Adjustable Output Voltage can be preset to protect the load from damage caused by too high voltage.

Technical Data


Item	Range			Unit	Note
	Min	Typical	Max		
Input Voltage	85	380	440	V	AC RMS
Adjustable Output Voltage Range	35	---	Vin-10	V	Half Wave
	45		Vin-5		Full Wave
Voltage Adjustment Accuracy	1			V	
Voltage Regulation Accuracy	---	---	30	V	Vset = 150V ΔVin+ = 70V
Voltage Regulation Response Time	0	0.01	0.02	s	
Adjustable Output Current Range	0	---	10	A	
Output Power	0	---	3800	VA	
Output Frequency	90	100/120	130	Hz	Full Wave
	45	50/60	65		Half Wave
Output Waveform	Phase Angle Control				
Soft Start Time	0	---	10.0	s	Default value: 0.5
On/Off Delay Time Range	0	---	9.9	s	Default value: 0.2
On/Off Delay Time Accuracy	0.1			s	
Overheat Protection Trigger Temperature	58	60	66	°C	
DC Control Output Voltage	22	24	26	V	
DC Control Output Current	0	---	200	mA	
Analog Control Signal	1~5/4~20			V/mA	Remote Speed Control signal
Digital Control Signal	24			V	Switching Signal
Adjustment Method	4			Button	
Fuse Capacity	16			A	
Standby Power Consumption	---	4	---	W	
Display Method	4			Digit	LED
Ingress Protection Level	IP67				
Ambient Temperature	0	25	40	°C	

Dimensions & Weight

Dimensions: 190*110*98 (L*W*H, mm)

Weight: 4600g (without accessory)

Optional Accessories



- Intelligent Photoelectric Sensor(2m)
- DB315 Signal Control

Vibratory Feeder Controller Expert

Building 2, Xueyan Tech Park, Tuscany, No.9 Zhineng Rd, Jiangning, Nanjing, China
Tel: 86-25-84730415 Fax: 86-25-84730426 Email: sales@cuhnj.com

SDVC21-XLP

Variable Voltage Digital Controller for Vibratory Feeder



Model

SDVC21-XLP: 25A

Features

IP Grade: IP67. The controller keeps running well in humid, oily and dusty environment.

Super Wide Input Operation Voltage: Input voltage value to the controller could range from 85 to 400 AC.

Automatic Voltage Regulation: The internal digital voltage regulation circuit can reduce feed speed variation caused by mains voltage fluctuation.

Time Adjustable Soft Start: The controller will gently increase output voltage from 0 to the preset value when power on to avoid sudden shake. Soft start time can be digitally preset.

Preset Speeds: 4 feed speeds can be preset, stored and outputted by connecting external short-circuit signals.

Dual Switch Sensor ON/OFF Control: 2 NPN switch sensors or PLCs can be connected to turn on/off the controller.

Photoelectric Sensor ON/OFF Control: The CUH Intelligent Photoelectric Sensor can be connected to turn on/off the controller.

Remote Speed Control: Output Voltage of the controller can be adjusted remotely by an external potentiometer, a PLC, a 1-5V DC signal or a 4-20mA current signal.

DC Control Output: The controller can output low voltage DC power associated with ON/OFF Control of the controller to drive a solenoid or other external devices.

Lightning Protection: The controller can withstand lightning stroke below 4KV.

Overheat Protection: If internal temperature of the controller gets too high, the controller will stop its output to protect itself.

Overcurrent Protection: If output current exceeds its rated value, the controller will stop its output to protect itself and the load.

Fuse-Short Circuit Protection: If output of the controller is short-circuited, the fuse inside will be blown to protect the controller and the load.

Max Adjustable Output Voltage: Max Adjustable Output Voltage can be preset to protect the load from damage caused by too high voltage.

Technical Data


Item	Range			Unit	Note
	Min	Typical	Max		
Input Voltage	85	380	440	V	AC RMS
Adjustable Output Voltage Range	35	---	Vin-10	V	Half Wave
	45		Vin-5		Full Wave
Voltage Adjustment Accuracy	1			V	
Voltage Regulation Accuracy	---	---	30	V	Vset = 150V ΔVin+ = 70V
Voltage Regulation Response Time	0	0.01	0.02	s	
Adjustable Output Current Range	0	---	25	A	
Output Power	0	---	9500	VA	
Output Frequency	90	100/120	130	Hz	Full Wave
	45	50/60	65		Half Wave
	30	33/40	43		1/3 Full Wave
	22	25/30	32		1/4 Full Wave
Output Waveform	Phase Angle Control				
Soft Start Time	0	---	10.0	s	Default value: 0.5
On/Off Delay Time Range	0	---	9.9	s	Default value: 0.2
On/Off Delay Time Accuracy	0.1			s	
Overheat Protection Trigger Temperature	58	60	66	°C	
DC Control Output Voltage	22	24	26	V	
DC Control Output Current	0	---	200	mA	
Analog Control Signal	1~5/4~20			V/mA	Remote Speed Control signal
Digital Control Signal	24			V	Switching Signal
Adjustment Method	4			Button	
Fuse Capacity	30			A	
Standby Power Consumption	---	4	---	W	
Display Method	4			Digit	LED
Ingress Protection Level	IP67				
Ambient Temperature	0	25	40	°C	

Dimensions & Weight

Dimensions: 190*170*98 (L*W*H, mm)

Weight: 5800g (without accessory)

Optional Accessories



- Intelligent Photoelectric Sensor(2m)
- DB315 Signal Control

Vibratory Feeder Controller Expert

Building 2, Xueyan Tech Park, Tuscity, No.9 Zhineng Rd, Jiangning, Nanjing, China
Tel: 86-25-84730415 Fax: 86-25-84730426 Email: sales@cuhnj.com

SDVC212-L

One-Channel Variable Voltage Digital Controller for Vibratory Feeder



Model

SDVC212-L: 10A

Features

- Automatic Voltage Regulation:** The internal digital voltage regulation circuit can reduce feed speed variation caused by mains voltage fluctuation.
- Time Adjustable Soft Start:** The controller will gently increase output voltage from 0 to the preset value when power on to avoid sudden shake. Soft start time can be digitally preset.
- Dual Switch Sensor ON/OFF Control:** 2 NPN/PNP switch sensors or PLCs can be connected to turn on/off the controller.
- Automatic Switch Sensor Type Recognition:** The controller can recognize and adapt to both PNP and NPN type switch sensors.
- Rs485 Communication:** All parameters of the controller can be adjusted via Rs485.
- Remote Speed Control:** Output Voltage of the controller can be adjusted remotely by an external potentiometer, a PLC or a 1-5V/1~10V DC signal.

Technical Data

Item	Range			Unit	Note
	Min	Typical	Max		
Input Voltage	85	120/230	250	V	AC RMS
Adjustable Output Voltage Range	10	---	Vin-5	V	
Voltage Adjustment Accuracy	1			V	
Voltage Regulation Response Time	---	0.02	---	s	
F1/F2/F3 Adjustable Output Current Range	0	---	10	A	
Total Output Maximum Current	---	10	---	A	
Total Output Power	---	---	2500	VA	
Output Frequency	90	100/120	130	Hz	Full Wave
	45	50/60	65		Half Wave
	30	33/40	43		1/3 Full Wave
	22	25/30	32		1/4 Full Wave
Output Waveform	Phase Angle Control				
Soft Start Time	0	---	60.0	s	Default value: 0.1
Soft Stop Time	0	---	60.0	s	Default value: 0.1
Overheat Protection Trigger Temperature	58	65	66	°C	
Fuse Capacity (Short-Circuit Protection Value)	---	15	---	A	
Fuse I ² T	---	182.3	---	A ² s	Fuse Capacity=15 A
DC Control Output Voltage	22	24	26	V	
Total DC Output Current	---	1.2	---	A	
X20/X21/X30/X31/X6.1 DC Output	---	400	---	mA	
Digital Control Signal	24			V	Switching Signal
Analog Control Signal	potentiometer, 1-5V, 0-10V			V	
Standby Power Consumption	---	3.5	---	W	
Display Method	2.8 inch color LCD 320*240			Dot	262K colors
Ambient Temperature	0	25	40	°C	No Condensation
Ambient Humidity	10	60	85	%	
Storage Ambient Temperature	-20	25	65	°C	
Applicable Altitude	<2000			m	

DC Control Output: The controller can output low voltage DC power associated with ON/OFF Control of the controller to drive a solenoid or other external devices.

Keypad Lock: Output current can be displayed in real time.

Output Current Display: Lock all buttons on the keypad by pressing the ON/OFF button and hold for 2 seconds to prevent misoperation.

Overheat Protection: If internal temperature of the controller gets too high, the controller will stop its output to protect itself.

Overcurrent Protection: If output current exceeds its rated value, the controller will stop its output to protect itself and the load.

Overvoltage Protection: If input voltage is too high, power supply of the controller will be shutdown automatically to protect itself.

Fuse-Short Circuit Protection: If output of the controller is short-circuited, the fuse inside will be blown to protect the controller and the load.

Max Adjustable Output Voltage: Max Adjustable Output Voltage can be preset to protect the load from damage caused by too high voltage.

Dimensions & Weight

Dimensions: 205*93*94.5 (L*W*H, mm)
Weight: 940g (without accessory)

Standard Accessories



- Input Power Cable (2m)

Remark: Input power cable can be customized to fit the socket in your country.

Vibratory Feeder Controller Expert

Building 2, Xueyan Tech Park, Tuscany, No.9 Zhineng Rd, Jiangning, Nanjing, China
Tel: 86-25-84730415 Fax: 86-25-84730426 Email: sales@cuhnj.com

SDVC222-XL

Two-Channel Variable Voltage Digital Controller for Vibratory Feeder



Model

SDVC222-XL: 15A

Features

- Automatic Voltage Regulation:** The internal digital voltage regulation circuit can reduce feed speed variation caused by mains voltage fluctuation.
- Time Adjustable Soft Start:** The controller will gently increase output voltage from 0 to the preset value when power on to avoid sudden shake. Soft start time can be digitally preset.
- Dual Switch Sensor ON/OFF Control:** 2 NPN/PNP switch sensors or PLCs can be connected to turn on/off the controller.
- Automatic Switch Sensor Type Recognition:** The controller can recognize and adapt to both PNP and NPN type switch sensors.
- RS485 Communication:** All parameters of the controller can be adjusted via Rs485.
- Remote Speed Control:** Output Voltage of the controller can be adjusted remotely by an external potentiometer, a PLC or a 1-5V/1~10V DC signal.
- DC Control Output:** The controller can output low voltage DC power associated with ON/OFF Control of the controller to drive a solenoid or other external devices.

Technical Data

Item	Range			Unit	Note
	Min	Typical	Max		
Input Voltage	85	120/230	250	V	AC RMS
Adjustable Output Voltage Range	10	---	Vin-5	V	
Voltage Adjustment Accuracy	1			V	
Voltage Regulation Response Time	---	0.02	---	s	
F1/F2/F3 Adjustable Output Current Range	0	---	10	A	
Total Output Maximum Current	---	15	---	A	
Total Output Power	---	---	2500	VA	
Output Frequency	90	100/120	130	Hz	Full Wave
	45	50/60	65		Half Wave
	30	33/40	43		1/3 Full Wave
	22	25/30	32		1/4 Full Wave
Output Waveform	Phase Angle Control				
Soft Start Time	0	---	60.0	s	Default value: 0.1
Soft Stop Time	0	---	60.0	s	Default value: 0.1
Overheat Protection Trigger Temperature	58	65	66	°C	
Fuse Capacity (Short-Circuit Protection Value)	---	20	---	A	
Fuse I ² T	---	672	---	A ² s	Fuse Capacity=20 A
DC Control Output Voltage	22	24	26	V	
Total DC Output Current	---	1.2	---	A	
X20/X21/X30/X31/X6.1 DC Output	---	400	---	mA	
Digital Control Signal	24			V	Switching Signal
Analog Control Signal	potentiometer, 1-5V, 0-10V			V	
Standby Power Consumption	---	3.5	---	W	
Display Method	2.8 inch color LCD 320*240			Dot	262K colors
Ambient Temperature	0	25	40	°C	No Condensation
Ambient Humidity	10	60	85	%	
Storage Ambient Temperature	-20	25	65	°C	
Applicable Altitude	<2000			m	

- Keypad Lock:** Output current can be displayed in real time.
- Output Current Display:** Lock all buttons on the keypad by pressing the ON/OFF button and hold for 2 seconds to prevent misoperation.
- Overheat Protection:** If internal temperature of the controller gets too high, the controller will stop its output to protect itself.
- Overcurrent Protection:** If output current exceeds its rated value, the controller will stop its output to protect itself and the load.
- Overvoltage Protection:** If input voltage is too high, power supply of the controller will be shutdown automatically to protect itself.
- Fuse-Short Circuit Protection:** If output of the controller is short-circuited, the fuse inside will be blown to protect the controller and the load.
- Max Adjustable Output Voltage:** Max Adjustable Output Voltage can be preset to protect the load from damage caused by too high voltage.

Dimensions & Weight

Dimensions: 205*153*94.5 (L*W*H, mm)
Weight: 1300g (without accessory)

Standard Accessories



- Input Power Cable (2m)

Remark: Input power cable can be customized to fit the socket in your country.

Vibratory Feeder Controller Expert

Building 2, Xueyan Tech Park, Tusciny, No.9 Zhineng Rd, Jiangning, Nanjing, China
Tel: 86-25-84730415 Fax: 86-25-84730426 Email: sales@cuhnj.com

SDVC232-XL

Three-Channel Variable Voltage Digital Controller for Vibratory Feeder



Model

SDVC232-XL: 15A

Features

- Automatic Voltage Regulation:** The internal digital voltage regulation circuit can reduce feed speed variation caused by mains voltage fluctuation.
- Time Adjustable Soft Start:** The controller will gently increase output voltage from 0 to the preset value when power on to avoid sudden shake. Soft start time can be digitally preset.
- Dual Switch Sensor ON/OFF Control:** 2 NPN/PNP switch sensors or PLCs can be connected to turn on/off the controller.
- Automatic Switch Sensor Type Recognition:** The controller can recognize and adapt to both PNP and NPN type switch sensors.
- RS485 Communication:** All parameters of the controller can be adjusted via Rs485.
- Remote Speed Control:** Output Voltage of the controller can be adjusted remotely by an external potentiometer, a PLC or a 1-5V/ 1~10V DC signal.
- DC Control Output:** The controller can output low voltage DC power associated with ON/OFF Control of the controller to drive a solenoid or other external devices.

Technical Data

Item	Range			Unit	Note
	Min	Typical	Max		
Input Voltage	85	120/230	250	V	AC RMS
Adjustable Output Voltage Range	10	---	Vin-5	V	
Voltage Adjustment Accuracy	1			V	
Voltage Regulation Response Time	---	0.02	---	s	
F1/F2/F3 Adjustable Output Current Range	0	---	10	A	
Total Output Maximum Current	---	15	---	A	
Total Output Power	---	---	2500	VA	
Output Frequency	90	100/120	130	Hz	Full Wave
	45	50/60	65		Half Wave
	30	33/40	43		1/3 Full Wave
	22	25/30	32		1/4 Full Wave
Output Waveform	Phase Angle Control				
Soft Start Time	0	---	60.0	s	Default value: 0.1
Soft Stop Time	0	---	60.0	s	Default value: 0.1
Overheat Protection Trigger Temperature	58	65	66	°C	
Fuse Capacity (Short-Circuit Protection Value)	---	20	---	A	
Fuse I ² T	---	672	---	A ² s	Fuse Capacity=20 A
DC Control Output Voltage	22	24	26	V	
Total DC Output Current	---	1.2	---	A	
X20/X21/X30/X31/X6.1 DC Output	---	400	---	mA	
Digital Control Signal	24			V	Switching Signal
Analog Control Signal	potentiometer, 1-5V, 0-10V			V	
Standby Power Consumption	---	3.5	---	W	
Display Method	2.8 inch color LCD 320*240			Dot	262K colors
Ambient Temperature	0	25	40	°C	No Condensation
Ambient Humidity	10	60	85	%	
Storage Ambient Temperature	-20	25	65	°C	
Applicable Altitude	<2000			m	

Dimensions & Weight

Dimensions: 205*203.6*94.5 (L*W*H, mm)
Weight: 1580g (without accessory)

Standard Accessories




● Input Power Cable (2m)

Remark: Input power cable can be customized to fit the socket in your country.

Vibratory Feeder Controller Expert

Building 2, Xueyan Tech Park, Tuscany, No.9 Zhineng Rd, Jiangning, Nanjing, China
Tel: 86-25-84730415 Fax: 86-25-84730426 Email: sales@cuhnj.com

SDVC22 Series
Dual channel Variable Voltage Digital Controller
for Vibratory Feeder



Model

SDVC22-S: 5A Dual-Channel
SDVC22-L: 10A Dual-Channel

Features

Automatic Voltage Regulation: The internal digital voltage regulation circuit can reduce feed speed variation caused by mains voltage fluctuation.

Time Adjustable Soft Start: The controller will gently increase output voltage from 0 to the preset value when power on to avoid sudden shake. Soft start time can be digitally preset.

Preset Speeds: 4 feed speeds can be preset, stored and outputted by connecting external short-circuit signals.

Dual Switch Sensor ON/OFF Control: 2 NPN switch sensors or PLCs can be connected to turn on/off the controller.

Photoelectric Sensor ON/OFF Control: The CUH Intelligent Photoelectric Sensor can be connected to turn on/off the controller.

Remote Speed Control: Output Voltage of the controller can be adjusted remotely by an external potentiometer, a PLC, a 1-5V DC signal or a 4-20mA current signal.

DC Control Output: The controller can output low voltage DC power associated with ON/OFF Control of the controller to drive a solenoid or other external devices.

Overheat Protection: If internal temperature of the controller gets too high, the controller will stop its output to protect itself.

Overcurrent Protection: If output current exceeds its rated value, the controller will stop its output to protect itself and the load.

Fuse-Short Circuit Protection: If output of the controller is short-circuited, the fuse inside will be blown to protect the controller and the load.

Max Adjustable Output Voltage: Max Adjustable Output Voltage can be preset to protect the load from damage caused by too high voltage.

Technical Data

Item	Range			Unit	Note
	Min	Typical	Max		
Input Voltage	85	220	250	V	AC RMS
Adjustable Output Voltage Range	35	---	Vin-10	V	Half Wave
	45		Vin-5		Full Wave
Voltage Adjustment Accuracy	1			V	
Voltage Regulation Accuracy	33	---	61	V	Vset = 150V ΔVin+ = 70V
Voltage Regulation Response Time	0	0.01	0.02	s	
Adjustable Output Current Range	0	---	5	A	SDVC22-S Two sides combined
			10		SDVC22-L Two sides combined
Output Power	0	---	1100	VA	SDVC22-S Two sides combined
			2200		SDVC22-L Two sides combined
Output Frequency	45	50/60	65	Hz	Half Wave
	90	100/120	130		Full Wave
Output Waveform	Phase Angle Control				
Soft Start Time	0	---	10.0	s	Default value: 1.0
On/Off Delay Time Range	0	---	9.9	s	Default value: 0.2
On/Off Delay Time Accuracy	0.1			s	
Overheat Protection Trigger Temperature	58	60	66	°C	
DC Control Output Voltage	22	24	26	V	
DC Control Output Current	0	---	400	mA	
Analog Control Signal	1~5/4~20			V/mA	Remote Speed Control signal
Digital Control Signal	24			V	Switching Signal
Adjustment Method	8			Button	
Fuse Capacity	6.3			A	SDVC22-S
	16				SDVC22-L
Standby Power Consumption	---	3	---	W	
Display Method	4+4			Digit	LED
Ambient Temperature	0	25	40	°C	No Condensation
Ambient Humidity	10	60	85	%	
Storage Ambient Temperature	-20	25	65	°C	

Dimensions & Weight

Dimensions: 130*106*57.5 (L*W*H, mm)

Weight: 500g(without accessory)

Standard Accessories



- Input Power Cable (1.5m)
- Output Power Cable (1.5m)*2

Remark: Input power cable can be customized to fit the socket in your country.

Optional Accessories



- Intelligent Photoelectric Sensor(1.5m)
- DB315 Signal Control *2

Vibratory Feeder Controller Expert

Building 2, Xueyan Tech Park, Tuscany, No.9 Zhineng Rd, Jiangning, Nanjing, China
Tel: 86-25-84730415 Fax: 86-25-84730426 Email: sales@cuhnj.com

SDVC301-S、SDVC301-M
Variable Frequency Digital Controller
for Vibratory Feeder



Model

SDVC301-S : 1.5A
SDVC301-M: 3.0A

Features

Frequency Adjustment: Output frequency of the controller can be manually adjusted to resonant frequency of the vibratory feeder to get smooth, quiet and energy-saving feed effect.

Automatic High Precision Voltage Regulation: The internal digital voltage regulation circuit can eliminate feed speed variation caused by mains voltage fluctuation.

Time Adjustable Soft Start: The controller will gently increase output voltage from 0 to the preset value when power on to avoid sudden shake. Soft start time can be digitally preset.

Switch Sensor ON/OFF Control: Adaptive NPN switch sensor or PLC can be connected to turn on/off the controller.

DC Control Output: The controller can output low voltage DC power associated with ON/OFF Control of the controller to drive a solenoid or other external devices.

Keypad Lock: Lock all buttons on the keypad to prevent misoperation by pressing the ON/OFF button and hold for 2 seconds.

Output Current Display: Output current can be displayed in real time.

Max Adjustable Output Voltage: Max Adjustable Output Voltage can be preset to protect the load from damage caused by too high voltage.

Overheat Protection: If internal temperature of the controller gets too high, the controller will stop its output to protect itself.

Overcurrent Protection: If output current exceeds its rated value, the controller will stop its output to protect itself and the load.

Restorable Short Circuit Protection: If output of the controller is short-circuited, the controller will shut down its output to protect itself and the load. But the fuse inside will not be blown. So when there is no short circuit at the output side, the controller will work again after power on.

Technical Data

Item	Range			Unit	Note
	Min	Typical	Max		
Input Voltage	85	220	250	V	AC RMS
Adjustable Output Voltage Range	0	---	260	V	Lower than 150% of Input Voltage
Voltage Adjustment Accuracy	1			V	
Voltage Regulation Accuracy	0	---	10	%	$\Delta V_{out}/\Delta V_{in}$
Adjustable Output Current Range	0	---	1.5	A	SDVC301-S
			3.0		SDVC301-M
Output Power	0	---	330	VA	SDVC301-S
			660		SDVC301-M
Output Frequency	40.0	---	400.0	Hz	
Frequency Adjustment Accuracy	0.1			Hz	
Output Waveform	Sine				
Soft Start Time	0	---	10	s	Default value: 0.5
On/Off Delay Time Range	0	---	20.0/99.9	s	Default value: 0.2/0.2
On/Off Delay Time Accuracy	0.1			s	
Overheat Protection Trigger Temperature	58	60	66	°C	
DC Control Output Current	0	---	200	mA	
DC Control Output Voltage	22	24	26	V	
Digital Control Signal	24			V	Switching Signal
Adjustment Method	6			Button	
Standby Power Consumption	---	3	---	W	
Display Method	5			Digit	LED
Ambient Temperature	0	25	40	°C	No Condensation
Ambient Humidity	10	60	85	%	
Storage Ambient Temperature	-20	25	65	°C	

Dimensions & Weight

Dimensions: 190*56*94 (L*W*H, mm)
Weight: SDVC301-S: 390g (without accessory)
SDVC301-M: 410g (without accessory)

Optional Accessories



- Input Power Cable (1.5m)
- Output Power Cable (1.5m)

Remark: Input power cable can be customized to fit the socket in your country.

Vibratory Feeder Controller Expert

Building 2, Xueyan Tech Park, Tuscany, No.9 Zhineng Rd, Jiangning, Nanjing, China
Tel: 86-25-84730415 Fax: 86-25-84730426 Email: sales@cuhnj.com

SDVC302-S、SDVC302-M
Variable Frequency Digital Controller
for Vibratory Feeder



Model

SDVC302-S : 1.5A
SDVC302-M: 3.0A

Features

Frequency Adjustment: Output frequency of the controller can be manually adjusted to resonant frequency of the vibratory feeder to get smooth, quiet and energy-saving feed effect.

Time Adjustable Soft Start: The controller will gently increase output voltage from 0 to the preset value when power on to avoid sudden shake. Soft start time can be digitally preset.

Switch Sensor ON/OFF Control: Adaptive NPN/PNP switch sensor or PLC can be connected to turn on/off the controller.

Photoelectric Sensor ON/OFF Control: The CUH Intelligent Photoelectric Sensor can be connected to turn on/off the controller.

Remote Speed Control: Output Voltage of the controller can be adjusted remotely by an external potentiometer, a PLC or a 0-3.3V DC signal.

DC Control Output: The controller can output low voltage DC power associated with ON/OFF Control of the controller to drive a solenoid or other external devices.

Keypad Lock: Lock all buttons on the keypad to prevent misoperation by pressing the ON/OFF button and hold for 2 seconds.

Output Current Display: Output current can be displayed in real time.

Max Adjustable Output Voltage: Max Adjustable Output Voltage can be preset to protect the load from damage caused by too high voltage.

Overheat Protection: If internal temperature of the controller gets too high, the controller will stop its output to protect itself.

Overcurrent Protection: If output current exceeds its rated value, the controller will stop its output to protect itself and the load.

Restorable Short Circuit Protection: If output of the controller is short-circuited, the controller will shut down its output to protect itself and the load. But the fuse inside will not be blown. So when there is no short circuit at the output side, the controller will work again after power on.

Technical Data

Item	Range			Unit	Note
	Min	Typical	Max		
Input Voltage	85	220	250	V	AC RMS
Adjustable Output Voltage Range	0	---	260	V	Lower than 150% of Input Voltage
Voltage Adjustment Accuracy	1			V	
Voltage Regulation Accuracy	0	---	10	%	$\Delta V_{out}/\Delta V_{in}$
Adjustable Output Current Range	0	---	1.5	A	SDVC302-S
			3.0		SDVC302-M
Output Power	0	---	330	VA	SDVC302-S
			660		SDVC302-M
Output Frequency	40.0	---	400.0	Hz	
Frequency Adjustment Accuracy	0.1			Hz	
Output Waveform	Sine				
Soft Start Time	0	---	10	s	Default value: 0.5
On/Off Delay Time Range	0	---	20.0/99.9	s	Default value: 0.2/0.2
On/Off Delay Time Accuracy	0.1			s	
Overheat Protection Trigger Temperature	58	60	66	°C	
DC Control Output Current	0	---	200	mA	
DC Control Output Voltage	22	24	26	V	
Analog Control Signal	Potentiometer or 0~3.3			V	
Digital Control Signal	24			V	Switching Signal
Adjustment Method	6			Button	
Standby Power Consumption	---	3	---	W	
Display Method	5			Digit	LED
Ambient Temperature	0	25	40	°C	No Condensation
Ambient Humidity	10	60	85	%	
Storage Ambient Temperature	-20	25	65	°C	

Dimensions & Weight

Dimensions: 190*56*94 (L*W*H, mm)
Weight: SDVC302-S: 390g (without accessory)
SDVC302-M: 410g (without accessory)

Optional Accessories



- Input Power Cable (1.5m)
- Output Power Cable (1.5m)

Remark: Input power cable can be customized to fit the socket in your country.



- Double-ended Output Cable (1.5m)
- Quick-connect Output Cable (1.5m)



- Intelligent Photoelectric Sensor(1.5m)

Vibratory Feeder Controller Expert

Building 2, Xueyan Tech Park, Tusciny, No.9 Zhineng Rd, Jiangning, Nanjing, China
Tel: 86-25-84730415 Fax: 86-25-84730426 Email: sales@cuhnj.com

SDVC31-S、SDVC31-M
Variable Frequency Digital Controller
for Vibratory Feeder



Model

SDVC31-S : 1.5A
SDVC31-M: 3.0A

Features

Frequency Adjustment: Output frequency of the controller can be manually adjusted to resonant frequency of the vibratory feeder to get smooth, quiet and energy-saving feed effect.

Automatic High Precision Voltage Regulation: The internal digital voltage regulation circuit can eliminate feed speed variation caused by mains voltage fluctuation.

Time Adjustable Soft Start: The controller will gently increase output voltage from 0 to the preset value when power on to avoid sudden shake. Soft start time can be digitally preset.

Switch Sensor ON/OFF Control: Adaptive switch sensor or PLC can be connected to turn on/off the controller.

Photoelectric Sensor ON/OFF Control: The CUH Intelligent Photoelectric Sensor can be connected to turn on/off the controller.

Remote Speed Control: Output Voltage of the controller can be adjusted remotely by an external potentiometer, a PLC, a 1-5V DC signal or a 4-20mA current signal.

DC Control Output: The controller can output low voltage DC power associated with ON/OFF Control of the controller to drive a solenoid or other external devices.

Keypad Lock: Lock all buttons on the keypad to prevent misoperation by pressing the ON/OFF button and hold for 2 seconds.

Overheat Protection: If internal temperature of the controller gets too high, the controller will stop its output to protect itself.

Overcurrent Protection: If output current exceeds its rated value, the controller will stop its output to protect itself and the load.

Restorable Short Circuit Protection: If output of the controller is short-circuited, the controller will shut down its output to protect itself and the load. But the fuse inside will not be blown. So when there is no short circuit at the output side, the controller will work again after power on.

Technical Data

Item	Range			Unit	Note
	Min	Typical	Max		
Input Voltage	85	220	250	V	AC RMS
Adjustable Output Voltage Range	0	---	260	V	Lower than 150% of Input Voltage
Voltage Adjustment Accuracy	1			V	
Voltage Regulation Accuracy	0	---	10	%	$\Delta V_{out}/\Delta V_{in}$
Adjustable Output Current Range	0	---	1.5	A	SDVC31-S
			3.0		SDVC31-M
Output Power	0	---	330	VA	SDVC31-S
			660		SDVC31-M
Output Frequency	40.0	---	400.0	Hz	
Frequency Adjustment Accuracy	0.1			Hz	
Output Waveform	Sine				
Soft Start Time	0	---	10	s	Default value: 0.5
On/Off Delay Time Range	0	---	20	s	Default value: 0.2
On/Off Delay Time Accuracy	0.1			s	
Overheat Protection Trigger Temperature	58	60	66	°C	
DC Control Output Current	0	---	200	mA	
DC Control Output Voltage	22	24	26	V	
Analog Control Signal	1~5/4~20			V/mA	Remote Speed Control signal
Digital Control Signal	24			V	Switching Signal
Adjustment Method	6			Button	
Standby Power Consumption	---	3	---	W	
Display Method	5			Digit	LED
Ambient Temperature	0	25	40	°C	No Condensation
Ambient Humidity	10	60	85	%	
Storage Ambient Temperature	-20	25	65	°C	

Dimensions & Weight

Dimensions: 190*53.6*94.5 (L*W*H, mm)
Weight: SDVC31-S: 560g (without accessory)
SDVC31-M: 610g (without accessory)

Standard Accessories



- Input Power Cable (1.5m)
- Output Power Cable (1.5m)

Remark: Input power cable can be customized to fit the socket in your country.

Optional Accessories



- Intelligent Photoelectric Sensor(1.5m)

Vibratory Feeder Controller Expert

Building 2, Xueyan Tech Park, Tuscany, No.9 Zhineng Rd, Jiangning, Nanjing, China
Tel: 86-25-84730415 Fax: 86-25-84730426 Email: sales@cuhnj.com

SDVC311-S、SDVC311-M
Variable Frequency Digital Controller
for Vibratory Feeder



Model

SDVC311-S : 1.5A
SDVC311-M: 3.0A

Features

Frequency Adjustment: Output frequency of the controller can be manually adjusted to resonant frequency of the vibratory feeder to get smooth, quiet and energy-saving feed effect.

Automatic High Precision Voltage Regulation: The internal digital voltage regulation circuit can eliminate feed speed variation caused by mains voltage fluctuation.

Time Adjustable Soft Start/Shutdown: During startup or shutdown, the output voltage will gradually change to avoid sudden shake. Soft start/shutdown time can be digitally preset.

Switch Sensor ON/OFF Control: Adaptive switch sensor or PLC can be connected to turn on/off the controller.

Photoelectric Sensor ON/OFF Control: The CUH Intelligent Photoelectric Sensor can be connected to turn on/off the controller.

Remote Speed Control: Output Voltage of the controller can be adjusted remotely by an external potentiometer, a PLC, a 1-5V DC signal or a 4-20mA current signal.

DC Control Output: The controller can output low voltage DC power associated with ON/OFF Control of the controller to drive a solenoid or other external devices.

Keypad Lock: Lock all buttons on the keypad to prevent misoperation by pressing the ON/OFF button and hold for 2 seconds.

Overheat Protection: If internal temperature of the controller gets too high, the controller will stop its output to protect itself.

Overcurrent Protection: If output current exceeds its rated value, the controller will stop its output to protect itself and the load.

Over/Under-Voltage Protection: When the input voltage is too high/low, the power supply will be automatically turned off for self-protection.

Restorable Short Circuit Protection: If output of the controller is short-circuited, the controller will shut down its output to protect itself and the load. But the fuse inside will not be blown. So when there is no short circuit at the output side, the controller will work again after power on.

Technical Data

Item	Range			Unit	Note
	Min	Typical	Max		
Input Voltage	85	220	250	V	AC RMS
Adjustable Output Voltage Range	0	---	260	V	Lower than 150% of Input Voltage
Voltage Adjustment Accuracy	1			V	
Voltage Regulation Accuracy	0	---	10	%	$\Delta V_{out}/\Delta V_{in}$
Adjustable Output Current Range	0	---	1.5	A	SDVC311-S
			3.0		SDVC311-M
Output Power	0	---	330	VA	SDVC311-S
			660		SDVC311-M
Output Frequency	40.0/5.0	---	400.0	Hz	
Frequency Adjustment Accuracy	0.1			Hz	
Output Waveform	Sine				
Soft Start Time	0	---	10	s	Default value: 0.5
On/Off Delay Time Range	0	---	20.0/99.9	s	Default value: 0.2
On/Off Delay Time Accuracy	0.1			s	
Overheat Protection Trigger Temperature	58	60	66	°C	
DC Control Output Current	0	---	400	mA	
DC Control Output Voltage	22	24	26	V	
Analog Control Signal	1~5/4~20			V/mA	Remote Speed Control signal
Digital Control Signal	24			V	Switching Signal
Adjustment Method	6			Button	
Standby Power Consumption	---	3	---	W	
Display Method	5			Digit	LED
Ambient Temperature	0	25	40	°C	No Condensation
Ambient Humidity	10	60	85	%	
Storage Ambient Temperature	-20	25	65	°C	

Note: "xxx/xxx" indicates "Traditional Parameter values / Modern Parameter values".

Dimensions & Weight

Dimensions: 190*53.6*94.5 (L*W*H, mm)
Weight: SDVC311-S: 560g (without accessory)
SDVC311-M: 610g (without accessory)

Standard Accessories



- Input Power Cable (1.5m)
- Output Power Cable (1.5m)

Remark: Input power cable can be customized to fit the socket in your country.

Optional Accessories



- Intelligent Photoelectric Sensor(1.5m)

Vibratory Feeder Controller Expert

Building 2, Xueyan Tech Park, Tusciny, No.9 Zhineng Rd, Jiangning, Nanjing, China
Tel: 86-25-84730415 Fax: 86-25-84730426 Email: sales@cuhnj.com

SDVC31-L、SDVC31-XL
Variable Frequency Digital Controller
for Vibratory Feeder



Model

SDVC31-L: 4.5A
SDVC31-XL: 6.0A

Features

Frequency Adjustment: Output frequency of the controller can be manually adjusted to resonant frequency of the vibratory feeder to get smooth, quiet and energy-saving feed effect.

Automatic High Precision Voltage Regulation: The internal digital voltage regulation circuit can eliminate feed speed variation caused by mains voltage fluctuation.

Time Adjustable Soft Start: The controller will gently increase output voltage from 0 to the preset value when power on to avoid sudden shake. Soft start time can be digitally preset.

Switch Sensor ON/OFF Control: 1 NPN/PNP switch sensor or PLC can be connected to turn on/off the controller.

Photoelectric Sensor ON/OFF Control: The CUH Intelligent Photoelectric Sensor can be connected to turn on/off the controller.

Remote Speed Control: Output Voltage of the controller can be adjusted remotely by an external potentiometer, a PLC, a 1-5V DC signal or a 4-20mA current signal.

DC Control Output: The controller can output low voltage DC power associated with ON/OFF Control of the controller to drive a solenoid or other external devices.

Keypad Lock: Lock all buttons on the keypad to prevent misoperation by pressing the ON/OFF button and hold for 2 seconds.

Overheat Protection: If internal temperature of the controller gets too high, the controller will stop its output to protect itself.

Overcurrent Protection: If output current exceeds its rated value, the controller will stop its output to protect itself and the load.

Restorable Short Circuit Protection: If output of the controller is short-circuited, the controller will shut down its output to protect itself and the load. But the fuse inside will not be blown. So when there is no short circuit at the output side, the controller will work again after power on.

Technical Data

Item	Range			Unit	Note
	Min	Typical	Max		
Input Voltage	85	220	250	V	AC RMS
Adjustable Output Voltage Range	0	---	260	V	Lower than 150% of Input Voltage
Voltage Adjustment Accuracy	1			V	
Voltage Regulation Accuracy	0	---	10	%	$\Delta V_{out}/\Delta V_{in}$
Adjustable Output Current Range	0	---	4.5	A	SDVC31-L
			6		SDVC31-XL
Output Power	0	---	990	VA	SDVC31-L
			1320		SDVC31-XL
Output Frequency	40.0	---	400.0	Hz	
Frequency Adjustment Accuracy	0.1			Hz	
Output Waveform	Sine				
Soft Start Time	0	---	10	s	Default value: 0.5
On/Off Delay Time Range	0	---	20	s	Default value: 0.2
On/Off Delay Time Accuracy	0.1			s	
Overheat Protection Trigger Temperature	60	65	65	°C	
DC Control Output Current	0	---	200	mA	
DC Control Output Voltage	22	24	26	V	
Analog Control Signal	1~5/4~20			V/mA	Remote Speed Control signal
Digital Control Signal	24			V	Switching Signal
Adjustment Method	6			Button	
Standby Power Consumption	---	3	---	W	
Display Method	5			Digit	LED
Ambient Temperature	0	25	40	°C	No Condensation
Ambient Humidity	10	60	85	%	
Storage Ambient Temperature	-20	25	65	°C	

Dimensions & Weight

Dimensions: 190*147.8*94.5 (L*W*H, mm)
Weight: SDVC31-L: 1675g (without accessory)
SDVC31-XL: 1720g (without accessory)


Standard Accessories



- Input Power Cable (1.5m)
- Output Power Cable (1.5m)

Remark: Input power cable can be customized to fit the socket in your country.

Optional Accessories



- Intelligent Photoelectric Sensor(1.5m)

Vibratory Feeder Controller Expert

Building 2, Xueyan Tech Park, Tuscany, No.9 Zhineng Rd, Jiangning, Nanjing, China
Tel: 86-25-84730415 Fax: 86-25-84730426 Email: sales@cuhnj.com

SDVC311-XL

Variable Frequency Digital Controller
for Vibratory Feeder



Model

SDVC311-XL: 6.0A

Features

Frequency Adjustment: Output frequency of the controller can be manually adjusted to resonant frequency of the vibratory feeder to get smooth, quiet and energy-saving feed effect.

Automatic High Precision Voltage Regulation: The internal digital voltage regulation circuit can eliminate feed speed variation caused by mains voltage fluctuation.

Time Adjustable Soft Start/Shutdown: During startup or shutdown, the output voltage will gradually change to avoid sudden shake. Soft start/shutdown time can be digitally preset.

Switch Sensor ON/OFF Control: Adaptive switch sensor or PLC can be connected to turn on/off the controller.

Photoelectric Sensor ON/OFF Control: The CUH Intelligent Photoelectric Sensor can be connected to turn on/off the controller.

Remote Speed Control: Output Voltage of the controller can be adjusted remotely by an external potentiometer, a PLC, a 1-5V DC signal or a 4-20mA current signal.

DC Control Output: The controller can output low voltage DC power associated with ON/OFF Control of the controller to drive a solenoid or other external devices.

Keypad Lock: Lock all buttons on the keypad to prevent misoperation by pressing the ON/OFF button and hold for 2 seconds.

Overheat Protection: If internal temperature of the controller gets too high, the controller will stop its output to protect itself.

Overcurrent Protection: If output current exceeds its rated value, the controller will stop its output to protect itself and the load.

Over/Under-Voltage Protection: When the input voltage is too high/low, the power supply will be automatically turned off for self-protection.

Restorable Short Circuit Protection: If output of the controller is short-circuited, the controller will shut down its output to protect itself and the load. But the fuse inside will not be blown. So when there is no short circuit at the output side, the controller will work again after power on.

Technical Data

Item	Range			Unit	Note
	Min	Typical	Max		
Input Voltage	85	220	250	V	AC RMS
Adjustable Output Voltage Range	0	---	260	V	Lower than 150% of Input Voltage
Voltage Adjustment Accuracy	1			V	
Voltage Regulation Accuracy	0	---	10	%	$\Delta V_{out}/\Delta V_{in}$
Adjustable Output Current Range	0	---	6	A	
Output Power	0	---	1320	VA	
Output Frequency	40.0/5.0	---	400.0	Hz	
Frequency Adjustment Accuracy	0.1			Hz	
Output Waveform	Sine				
Soft Start Time	0	---	10	s	Default value: 0.5
On/Off Delay Time Range	0	---	20.0/99.9	s	Default value: 0.2
On/Off Delay Time Accuracy	0.1			s	
Overheat Protection Trigger Temperature	60	65	65	°C	
DC Control Output Current	0	---	400	mA	
DC Control Output Voltage	22	24	26	V	
Analog Control Signal	1~5/4~20			V/mA	Remote Speed Control signal
Digital Control Signal	24			V	Switching Signal
Adjustment Method	6			Button	
Standby Power Consumption	---	3	---	W	
Display Method	5			Digit	LED
Ambient Temperature	0	25	40	°C	No Condensation
Ambient Humidity	10	60	85	%	
Storage Ambient Temperature	-20	25	65	°C	

Note: "xxx/xxx" indicates "Traditional Parameter values / Modern Parameter values" .

Dimensions & Weight

Dimensions: 190*147.8*94.5 (L*W*H, mm)

Weight: 1720g (without accessory)

Standard Accessories



- Input Power Cable (1.5m)
- Output Power Cable (1.5m)

Remark: Input power cable can be customized to fit the socket in your country.

Optional Accessories



- Intelligent Photoelectric Sensor(1.5m)

Vibratory Feeder Controller Expert

Building 2, Xueyan Tech Park, Tusciny, No.9 Zhineng Rd, Jiangning, Nanjing, China
Tel: 86-25-84730415 Fax: 86-25-84730426 Email: sales@cuhnj.com

SDVC31-XLP

Variable Frequency Digital Controller
for Vibratory Feeder



Model

SDVC31-XLP: 6A

Features

IP Grade: IP67. The controller keeps running well in humid, oily and dusty environment.

Frequency Adjustment: Output frequency of the controller can be manually adjusted to resonant frequency of the vibratory feeder to get smooth, quiet and energy-saving feed effect.

Time Adjustable Soft Start: The controller will gently increase output voltage from 0 to the preset value when power on to avoid sudden shake. Soft start time can be digitally preset.

Switch Sensor ON/OFF Control: 1 NPN switch sensor or PLC can be connected to turn on/off the controller.

Photoelectric Sensor ON/OFF Control: The CUH Intelligent Photoelectric Sensor can be connected to turn on/off the controller.

Remote Speed Control: Output Voltage of the controller can be adjusted remotely by an external potentiometer, a PLC, a 1-5V DC signal or a 4-20mA current signal.

DC Control Output: The controller can output low voltage DC power associated with ON/OFF Control of the controller to drive a solenoid or other external devices.

Keypad Lock: Lock all buttons on the keypad to prevent misoperation by pressing the ON/OFF button and hold for 2 seconds.

Lightning Protection: The controller can withstand lightning stroke below 2KV.

Overvoltage Protection: If input voltage is too high, power supply of the controller will be shutdown automatically to protect itself.

Digital Overheat Protection: If internal temperature of the controller gets too high, the controller will stop its output to protect itself.

Overcurrent Protection: If output current exceeds its rated value, the controller will stop its output to protect itself and the load.

Restorable Short Circuit Protection: If output of the controller is short-circuited, the controller will shut down its output to protect itself and the load. But the fuse inside will not be blown. So when there is no short circuit at the output side, the controller will work again after power on.

Technical Data

Item	Range			Unit	Note
	Min	Typical	Max		
Input Voltage	85	220	250	V	AC RMS
Adjustable Output Voltage Range	0	---	260	V	Lower than 150% of Input Voltage
Voltage Adjustment Accuracy	1			V	
Voltage Regulation Accuracy	0	---	10	%	$\Delta V_{out}/\Delta V_{in}$
Adjustable Output Current Range	0	---	6	A	
Output Power	0	---	1320	VA	
Output Frequency	40.0	---	400.0	Hz	
Frequency Adjustment Accuracy	0.1			Hz	
Output Waveform	Sine				
Soft Start Time	0	---	10	s	Default value: 0.5
On/Off Delay Time Range	0	---	20	s	Default value: 0.2
On/Off Delay Time Accuracy	0.1			s	
Overheat Protection Trigger Temperature	60	65	65	°C	
DC Control Output Current	0	---	200	mA	
DC Control Output Voltage	22	24	26	V	
Analog Control Signal	1~5/4~20			V/mA	Remote Speed Control signal
Digital Control Signal	24			V	Switching Signal
Adjustment Method	6			Button	
Standby Power Consumption	---	4	---	W	
Display Method	5			Digit	LED
Ingress Protection Level	IP67				
Ambient Temperature	0	25	40	°C	

Dimensions & Weight

Dimensions: 190*170*98 (L*W*H, mm)

Weight: 5800g (without accessory)


Standard Accessories



- Input Power Cable (2m)
- Output Power Cable (2m)

Remark: Input power cable can be customized to fit the socket in your country.

Optional Accessories



- Intelligent Photoelectric Sensor(2m)

Vibratory Feeder Controller Expert

Building 2, Xueyan Tech Park, Tuscany, No.9 Zhineng Rd, Jiangning, Nanjing, China
Tel: 86-25-84730415 Fax: 86-25-84730426 Email: sales@cuhnj.com

SDVC31-U

Variable Frequency Digital Controller for Vibratory Feeder



Model

SDVC31-U: 10A

Features

Frequency Adjustment: Output frequency of the controller can be manually adjusted to resonant frequency of the vibratory feeder to get smooth, quiet and energy-saving feed effect.

Automatic High Precision Voltage Regulation: The internal digital voltage regulation circuit can eliminate feed speed variation caused by mains voltage fluctuation.

Time Adjustable Soft Start: The controller will gently increase output voltage from 0 to the preset value when power on to avoid sudden shake. Soft start time can be digitally preset.

Switch Sensor ON/OFF Control: 1 NPN/PNP switch sensor or PLC can be connected to turn on/off the controller.

Photoelectric Sensor ON/OFF Control: The CUH Intelligent Photoelectric Sensor can be connected to turn on/off the controller.

Remote Speed Control: Output Voltage of the controller can be adjusted remotely by an external potentiometer, a PLC, a 1-5V DC signal or a 4-20mA current signal.

DC Control Output: The controller can output low voltage DC power associated with ON/OFF Control of the controller to drive a solenoid or other external devices.

Keypad Lock: Lock all buttons on the keypad to prevent misoperation by pressing the ON/OFF button and hold for 2 seconds.

Overvoltage Protection: If input voltage is too high, power supply of the controller will be shutdown automatically to protect itself.

Overheat Protection: If internal temperature of the controller gets too high, the controller will stop its output to protect itself.

Overcurrent Protection: If output current exceeds its rated value, the controller will stop its output to protect itself and the load.

Restorable Short Circuit Protection: If output of the controller is short-circuited, the controller will shut down its output to protect itself and the load. But the fuse inside will not be blown. So when there is no short circuit at the output side, the controller will work again after power on.

Technical Data

Item	Range			Unit	Note
	Min	Typical	Max		
Input Voltage	85	220	250	V	AC RMS
Adjustable Output Voltage Range	0	---	260	V	Lower than 150% of Input Voltage
Voltage Adjustment Accuracy	1			V	
Voltage Regulation Accuracy	0	---	10	%	$\Delta V_{out}/\Delta V_{in}$
Adjustable Output Current Range	0	---	10	A	
Output Power	0	---	2200	VA	
Output Frequency	40.0	---	400.0	Hz	
Frequency Adjustment Accuracy	0.1			Hz	
Output Waveform	Sine				
Soft Start Time	0	---	10	s	Default value: 0.5
On/Off Delay Time Range	0	---	20	s	Default value: 0.2
On/Off Delay Time Accuracy	0.1			s	
Overheat Protection Trigger Temperature	60	65	65	°C	
DC Control Output Current	0	---	200	mA	
DC Control Output Voltage	22	24	26	V	
Analog Control Signal	1~5/4~20			V/mA	Remote Speed Control signal
Digital Control Signal	24			V	Switching Signal
Adjustment Method	6			Button	
Standby Power Consumption	---	3	---	W	
Display Method	5			Digit	LED
Ambient Temperature	0	25	40	°C	No Condensation
Ambient Humidity	10	60	85	%	
Storage Ambient Temperature	-20	25	65	°C	

Dimensions & Weight

Dimensions: 190*242*94.5 (L*W*H, mm)

Weight: 2670g (without accessory)

Standard Accessories



- Input Power Cable (1.5m)

Remark: Input power cable can be customized to fit the socket in your country.

Optional Accessories




- Intelligent Photoelectric Sensor(1.5m)

Vibratory Feeder Controller Expert

Building 2, Xueyan Tech Park, Tuscity, No.9 Zhineng Rd, Jiangning, Nanjing, China
Tel: 86-25-84730415 Fax: 86-25-84730426 Email: sales@cuhnj.com

SDVC31-UP

Variable Frequency Digital Controller
for Vibratory Feeder



Model

SDVC31-UP: 10A

Features

IP Grade: IP67. The controller keeps running well in humid, oily and dusty environment.

Frequency Adjustment: Output frequency of the controller can be manually adjusted to resonant frequency of the vibratory feeder to get smooth, quiet and energy-saving feed effect.

Time Adjustable Soft Start: The controller will gently increase output voltage from 0 to the preset value when power on to avoid sudden shake. Soft start time can be digitally preset.

Switch Sensor ON/OFF Control: 1 NPN switch sensor or PLC can be connected to turn on/off the controller.

Photoelectric Sensor ON/OFF Control: The CUH Intelligent Photoelectric Sensor can be connected to turn on/off the controller.

Remote Speed Control: Output Voltage of the controller can be adjusted remotely by an external potentiometer, a PLC, a 1-5V DC signal or a 4-20mA current signal.

DC Control Output: The controller can output low voltage DC power associated with ON/OFF Control of the controller to drive a solenoid or other external devices.

Keypad Lock: Lock all buttons on the keypad to prevent misoperation by pressing the ON/OFF button and hold for 2 seconds.

Lightning Protection: The controller can withstand lightning stroke below 2KV.

Overvoltage Protection: If input voltage is too high, power supply of the controller will be shutdown automatically to protect itself.

Digital Overheat Protection: If internal temperature of the controller gets too high, the controller will stop its output to protect itself.

Overcurrent Protection: If output current exceeds its rated value, the controller will stop its output to protect itself and the load.

Restorable Short Circuit Protection: If output of the controller is short-circuited, the controller will shut down its output to protect itself and the load. But the fuse inside will not be blown. So when there is no short circuit at the output side, the controller will work again after power on.

Technical Data

Item	Range			Unit	Note
	Min	Typical	Max		
Input Voltage	85	220	250	V	AC RMS
Adjustable Output Voltage Range	0	---	260	V	Lower than 150% of Input Voltage
Voltage Adjustment Accuracy	1			V	
Voltage Regulation Accuracy	0	---	10	%	$\Delta V_{out}/\Delta V_{in}$
Adjustable Output Current Range	0	---	10	A	
Output Power	0	---	2200	VA	
Output Frequency	40.0	---	400.0	Hz	
Frequency Adjustment Accuracy	0.1			Hz	
Output Waveform	Sine				
Soft Start Time	0	---	10	s	Default value: 0.5
On/Off Delay Time Range	0	---	20	s	Default value: 0.2
On/Off Delay Time Accuracy	0.1			s	
Overheat Protection Trigger Temperature	60	65	65	°C	
DC Control Output Current	0	---	200	mA	
DC Control Output Voltage	22	24	26	V	
Analog Control Signal	1~5/4~20			V/mA	Remote Speed Control signal
Digital Control Signal	24			V	Switching Signal
Adjustment Method	6			Button	
Standby Power Consumption	---	4	---	W	
Display Method	5			Digit	LED
Ingress Protection Level	IP67				
Ambient Temperature	0	25	40	°C	

Dimensions & Weight

Dimensions: 190*260*98 (L*W*H, mm)

Weight: 9500g (without accessory)


Standard Accessories



- Input Power Cable (2m)
- Output Power Cable (2m)

Remark: Input power cable can be customized to fit the socket in your country.

Optional Accessories



- Intelligent Photoelectric Sensor(2m)

Vibratory Feeder Controller Expert

Building 2, Xueyan Tech Park, Tuscany, No.9 Zhineng Rd, Jiangning, Nanjing, China
Tel: 86-25-84730415 Fax: 86-25-84730426 Email: sales@cuhnj.com

SDVC33-M
Dual Channel Digital Variable Frequency
Vibratory Feeder Controller



Model

SDVC33-M: Dual channel combined current up to 3.5A

Features

Frequency Adjustment: Output frequency of the controller can be manually adjusted to resonant frequency of the vibratory feeder to get smooth, quiet and energy-saving feed effect.

Automatic High Precision Voltage Regulation: The internal digital voltage regulation circuit can eliminate feed speed variation caused by mains voltage fluctuation.

Time Adjustable Soft Start: The controller will gently increase output voltage from 0 to the preset value when power on to avoid sudden shake. Soft start time can be digitally preset.

Soft Shutdown/Braking: It can be set for 0.0~10.0 seconds, which is used to slowly stop the vibration of the feeder. Quickly stops the feeder by shifting the current phase by 180° during soft shutdown.

Switch Sensor ON/OFF Control: Adaptive switch sensor or PLC can be connected to turn on/off the controller.

Photoelectric Sensor ON/OFF Control: The CUH Intelligent Photoelectric Sensor can be connected to turn on/off the controller.

Remote Speed Control: Output Voltage of the controller can be adjusted remotely by an external potentiometer, a PLC, a 1-5V DC signal or a 4-20mA current signal.

DC Control Output: The controller can output low voltage DC power associated with ON/OFF Control of the controller to drive a solenoid or other external devices.

Overheat/Undercooling Protection: If internal temperature of the controller gets too high/low, the controller will stop its output to protect itself.

Overcurrent Protection: If output current exceeds its rated value, the controller will stop its output to protect itself and the load.

Restorable Short Circuit Protection: If output of the controller is short-circuited, the controller will shut down its output to protect itself and the load. But the fuse inside will not be blown. So when there is no short circuit at the output side, the controller will work again after power on.

Technical Data

Item	Range			Unit	Note
	Min	Typical	Max		
Input Voltage	85	220	250	V	AC RMS
Adjustable Output Voltage Range	0	---	260	V	Lower than 150% of Input Voltage
Voltage Adjustment Accuracy	1			V	
Voltage Regulation Accuracy	0	---	10	%	$\Delta V_{out}/\Delta V_{in}$
Adjustable Output Current Range	0	---	3.5	A	The combined current can be distributed arbitrarily.
Output Power	0	---	770	VA	
Output Frequency	5.0	---	999.9	Hz	
Frequency Adjustment Accuracy	0.1			Hz	
Output Waveform	Sine				
Soft Start Time	0	---	10	s	Default value: 0.5
On/Off Delay Time Range	0	---	99.9	s	Default value: 0.2
On/Off Delay Time Accuracy	0.1			s	
Overheat Protection Trigger Temperature	---	65	---	°C	60°C return to normal
DC Control Output Current	0	---	350	mA	Both channels A & B are supported
24V Output Current	---	---	700	mA	Channel A & B output sum
DC Control Output Voltage	22	24	26	V	
Analog Control Signal	4-20/1-5			mA/V	
Digital Control Signal	24			V	Switching Signal
Adjustment Method	6			Button	
Standby Power Consumption	---	3	---	W	
Display Method	5			Digit	LED
Weight	850			g	Without Accessory
Dimensions	190*61.8*94.5 (L*W*H)			mm	
Ingress Protection Level	IP20				
Ambient Temperature	0	25	40	°C	No Condensation
Ambient Humidity	10	60	85	%	
Storage Ambient Temperature	-20	25	65	°C	
Applicable Altitude	<2000			m	

Dimensions & Weight

Dimensions: 190*61.8*94.5 (L*W*H, mm)

Weight: 850g (without accessory)

Standard Accessories



- Input Power Cable (1.5m)
- Output Power Cable (1.5m)*2

Remark: Input power cable can be customized to fit the socket in your country.

Optional Accessories



- Intelligent Photoelectric Sensor(1.5m)

Vibratory Feeder Controller Expert

Building 2, Xueyan Tech Park, Tuscity, No.9 Zhineng Rd, Jiangning, Nanjing, China
Tel: 86-25-84730415 Fax: 86-25-84730426 Email: sales@cuhnj.com

SDVC333-SG

Three-Channel Digital Variable Frequency
Vibratory Feeder Controller



Model

SDVC33-M: Three channel combined current up to 2.4A

Features

Frequency Adjustment: Output frequency of the controller can be manually adjusted to resonant frequency of the vibratory feeder to get smooth, quiet and energy-saving feed effect.

Automatic High Precision Voltage Regulation: The internal digital voltage regulation circuit can eliminate feed speed variation caused by mains voltage fluctuation.

Time Adjustable Soft Start: The controller will gently increase output voltage from 0 to the preset value when power on to avoid sudden shake. Soft start time can be digitally preset.

RS485 Communication: All parameters of the controller can be adjusted via RS485.

Switch Sensor ON/OFF Control: Adaptive 5 switch sensors or PLC can be connected to turn on/off the controller.

Automatic Switch Sensor Type Recognition: The controller can recognize and adapt to both PNP and NPN type switch sensors.

Remote Speed Control: Output Voltage of the controller can be adjusted remotely by an external potentiometer, a PLC, a 1-5V DC signal or a 4-20mA current signal.

DC Control Output: The controller can output low voltage DC power associated with ON/OFF Control of the controller to drive a solenoid or other external devices.

Overheat/Undercooling Protection: If internal temperature of the controller gets too high/low, the controller will stop its output to protect itself.

Overcurrent Protection: If output current exceeds its rated value, the controller will stop its output to protect itself and the load.

Overvoltage Protection: If input voltage is too high, power supply of the controller will be shutdown automatically to protect itself.

Restorable Short Circuit Protection: If output of the controller is short-circuited, the controller will shut down its output to protect itself and the load. But the fuse inside will not be blown. So when there is no short circuit at the output side, the controller will work again after power on.

Technical Data

Item	Range			Unit	Note
	Min	Typical	Max		
Input Voltage	85	220	250	V	AC RMS
Adjustable Output Voltage Range	0	---	250	V	Lower than 150% of Input Voltage
Voltage Adjustment Accuracy	1			V	
Voltage Regulation Accuracy	0	---	10	%	$\Delta V_{out}/\Delta V_{in}$
Adjustable Output Current Range	0	---	1.5	A	Single-channel
	0	---	2.4		Three-channel
Output Power	0	---	528	VA	
Output Frequency	25.0	---	400.0	Hz	
Frequency Adjustment Accuracy	0.1			Hz	
Output Waveform	Sine				
Soft Start Time	0	---	60.0	s	Default value: 0.1
On/Off Delay Time Range	0	---	60.0	s	Default value: 1.0
On/Off Delay Time Accuracy	0.1			s	
Overheat Protection Trigger Temperature	---	65	---	°C	60°C return to normal
DC Control Output Current	0	---	200	mA	
24V Output Current	---	---	1000	mA	
DC Control Output Voltage	22	24	26	V	
Digital Control Signal	24			V	Switching Signal
Adjustment Method	7			Button	
Standby Power Consumption	---	3	---	W	
Display Method	5			Digit	LED
Weight	850			g	Without Accessory
Dimensions	190*61.8*94.5 (L*W*H)			mm	
Ingress Protection Level	IP20				
Ambient Temperature	0	25	40	°C	No Condensation
Ambient Humidity	10	60	85	%	
Storage Ambient Temperature	-20	25	65	°C	
Applicable Altitude	<2000			m	

Dimensions & Weight

Dimensions: 190*61.8*94.5 (L*W*H, mm)

Weight: 850g (without accessory)

Standard Accessories



- Input Power Cable (1.5m)
- Output Power Cable (1.5m)*3

Remark: Input power cable can be customized to fit the socket in your country.

Optional Accessories



- Intelligent Photoelectric Sensor(1.5m)

Vibratory Feeder Controller Expert

Building 2, Xueyan Tech Park, Tuscany, No.9 Zhineng Rd, Jiangning, Nanjing, China
Tel: 86-25-84730415 Fax: 86-25-84730426 Email: sales@cuhnj.com

SDVC34-M Series
Variable Frequency Intelligent Controller
for Vibratory Feeder



Technical Data

Item	Range			Unit	Note
	Min	Typical	Max		
Input Voltage	85	220	250	V	AC RMS
Adjustable Output Voltage Range	0	---	260	V	Lower than 150% of Input Voltage
Voltage Adjustment Accuracy	1			V	
Voltage Regulation Accuracy	0	---	10	%	$\Delta V_{out}/\Delta V_{in}$
Response Time of Voltage Regulation	0.0025	---	0.04	s	the period of output voltage
Adjustable Output Current Range	0	---	3	A	
Output Power	0	---	660	VA	
Output Frequency	25	---	400	Hz	
Frequency Adjustment Accuracy	0.1			Hz	
Output Waveform	Sine				
Soft Start Time	0	---	10	s	Default value: 0.5
On/Off Delay Time Range	0	---	99.9	s	Default value: 0.2
On/Off Delay Time Accuracy	0.1			s	
Overheat Protection Trigger Temperature	60	65	65	°C	
Digital Communication	ModBUS485 Communication				
DC Control Output Current	0	---	350	mA	
DC Control Output Voltage	22	24	26	V	
Analog Control Signal	1~5/4~20			V/mA	Remote Speed Control signal
Digital Control Signal	24			V	Switching Signal
Adjustment Method	6			Button	
Standby Power Consumption	---	5	---	W	
Display Method	5			Digit	LED
Ambient Temperature	0	25	40	°C	No Condensation
Ambient Humidity	10	60	85	%	
Storage Ambient Temperature	-20	25	65	°C	

Model

SDVC34-MR: 3A, Autotune Controller(RS485)

SDVC34-MRJ: 3A, Autotune Controller(RS485 & Counting)

Features

Automatic Constant Feed Speed Control: Automatic output voltage adjustment in real time to ensure constant preset feed speed regardless of weight change of the workpieces.

Automatic Frequency Adjustment: Automatic output frequency adjustment in real time to make sure the load is always working at its resonant frequency.

Automatic Resonant Frequency Search: Search out and output resonant frequency of the load. Other related parameters are also set automatically.

Counting: Count number of the workpieces. The controller will slow down or stop when count up to preset value. (available on SDVC34-MRJ)

RS485 Communication: All parameters of the controller can be adjusted via RS485.

Automatic Switch Sensor Type Recognition: The controller can recognize and adapt to both PNP and NPN type switch sensors.

Sync Output: Sync output waveform of the slave controller with that of the master controller to the same frequency and phase to avoid beat effect.

Overvoltage Protection: If input voltage is too high, power supply of the controller will be shutdown automatically to protect itself.

Digital Overheat Protection: If internal temperature of the controller gets too high, the controller will stop its output to protect itself.

Overcurrent Protection: If output current exceeds its rated value, the controller will stop its output to protect itself and the load.

Restorable Short Circuit Protection: If output of the controller is short-circuited, the controller will shut down its output to protect itself and the load. But the fuse inside will not be blown. So when there is no short circuit at the output side, the controller will work again after power on.

Dimensions & Weight

Dimensions: 190*56*94.5 (L*W*H, mm)

Weight: 560g (without accessory)

Standard Accessories



- Input Power Cable (1.5m)
- Output Power Cable (1.5m)
- Vibration Sensor (32g, 2m)

Remark: Input power cable can be customized to fit the socket in your country.

Optional Accessories



- Vibration Sensor (8g, 2m)
- Vibration Sensor (16g, 2m)
- Vibration Sensor (64g, 2m)

Vibratory Feeder Controller Expert

Building 2, Xueyan Tech Park, Tuscity, No.9 Zhineng Rd, Jiangning, Nanjing, China
Tel: 86-25-84730415 Fax: 86-25-84730426 Email: sales@cuhnj.com

SDVC34-XL Series

Variable Frequency Intelligent Controller
for Vibratory Feeder



Technical Data

Item	Range			Unit	Note
	Min	Typical	Max		
Input Voltage	85	220	250	V	AC RMS
Adjustable Output Voltage Range	0	---	260	V	Lower than 150% of Input Voltage
Voltage Adjustment Accuracy	1			V	
Voltage Regulation Accuracy	0	---	10	%	$\Delta V_{out}/\Delta V_{in}$
Response Time of Voltage Regulation	0.0025	---	0.04	s	the period of output voltage
Adjustable Output Current Range	0	---	6	A	
Output Power	0	---	1320	VA	
Output Frequency	25	---	400	Hz	
Frequency Adjustment Accuracy	0.1			Hz	
Output Waveform	Sine				
Soft Start Time	0	---	10	s	Default value: 0.5
On/Off Delay Time Range	0	---	20	s	Default value: 0.2
On/Off Delay Time Accuracy	0.1			s	
Overheat Protection Trigger Temperature	60	65	65	°C	
Digital Communication	ModBUS485 Communication				
DC Control Output Current	0	---	200	mA	
DC Control Output Voltage	22	24	26	V	
Analog Control Signal	1-5/4-20			V/mA	Remote Speed Control signal
Digital Control Signal	24			V	Switching Signal
Adjustment Method	6			Button	
Standby Power Consumption	---	7	---	W	
Display Method	5			Digit	LED
Ambient Temperature	0	25	40	°C	No Condensation
Ambient Humidity	10	60	85	%	
Storage Ambient Temperature	-20	25	65	°C	

Model

SDVC34-XLR: 6A, Autotune Controller (RS485)

SDVC34-XLJ: 6A, Autotune Controller (Counting)

Features

Automatic Constant Feed Speed Control: Automatic output voltage adjustment in real time to ensure constant preset feed speed regardless of weight change of the workpieces.

Automatic Frequency Adjustment: Automatic output frequency adjustment in real time to make sure the load is always working at its resonant frequency.

Automatic Resonant Frequency Search: Search out and output resonant frequency of the load. Other related parameters are also set automatically.

Counting: Count number of the workpieces. The controller will slow down or stop when count up to preset value. (available on SDVC34-XLJ)

RS485 Communication: All parameters of the controller can be adjusted via RS485.

Automatic Switch Sensor Type Recognition: The controller can recognize and adapt to both PNP and NPN type switch sensors.

Sync Output: Sync output waveform of the slave controller with that of the master controller to the same frequency and phase to avoid beat effect.

Overvoltage Protection: If input voltage is too high, power supply of the controller will be shutdown automatically to protect itself.

Digital Overheat Protection: If internal temperature of the controller gets too high, the controller will stop its output to protect itself.

Overcurrent Protection: If output current exceeds its rated value, the controller will stop its output to protect itself and the load.

Restorable Short Circuit Protection: If output of the controller is short-circuited, the controller will shut down its output to protect itself and the load. But the fuse inside will not be blown. So when there is no short circuit at the output side, the controller will work again after power on.

Dimensions & Weight

Dimensions: 190*147.8*94.5 (L*W*H, mm)

Weight: 1930g (without accessory)

Standard Accessories



- Input Power Cable (1.5m)
- Output Power Cable (1.5m)
- Vibration Sensor (32g, 2m)

Remark: Input power cable can be customized to fit the socket in your country.

Optional Accessories



- Vibration Sensor (8g, 2m)
- Vibration Sensor (16g, 2m)
- Vibration Sensor (64g, 2m)

Vibratory Feeder Controller Expert

Building 2, Xueyan Tech Park, Tuscany, No.9 Zhineng Rd, Jiangning, Nanjing, China
Tel: 86-25-84730415 Fax: 86-25-84730426 Email: sales@cuhnj.com

SDVC34-UR

Variable Frequency Intelligent Controller for Vibratory Feeder



Technical Data

Item	Range			Unit	Note
	Min	Typical	Max		
Input Voltage	85	220	250	V	AC RMS
Adjustable Output Voltage Range	0	---	260	V	Lower than 150% of Input Voltage
Voltage Adjustment Accuracy	1			V	
Voltage Regulation Accuracy	0	---	10	%	$\Delta V_{out}/\Delta V_{in}$
Response Time of Voltage Regulation	0.0025	---	0.04	s	the period of output voltage
Adjustable Output Current Range	0	---	10	A	
Output Power	0	---	2200	VA	
Output Frequency	25	---	400	Hz	
Frequency Adjustment Accuracy	0.1			Hz	
Output Waveform	Sine				
Soft Start Time	0	---	10	s	Default value: 0.5
On/Off Delay Time Range	0	---	20	s	Default value: 0.2
On/Off Delay Time Accuracy	0.1			s	
Overheat Protection Trigger Temperature	60	65	65	°C	
Digital Communication	ModBUS485 Communication				
DC Control Output Current	0	---	200	mA	
DC Control Output Voltage	22	24	26	V	
Analog Control Signal	1~5/4~20			V/mA	Remote Speed Control signal
Digital Control Signal	24			V	Switching Signal
Adjustment Method	6			Button	
Standby Power Consumption	---	5	---	W	
Display Method	5			Digit	LED
Ambient Temperature	0	25	40	°C	No Condensation
Ambient Humidity	10	60	85	%	
Storage Ambient Temperature	-20	25	65	°C	

Model

SDVC34-UR: 10A, Autotune Controller(RS485)

Features

Automatic Constant Feed Speed Control: Automatic output voltage adjustment in real time to ensure constant preset feed speed regardless of weight change of the workpieces.

Automatic Frequency Adjustment: Automatic output frequency adjustment in real time to make sure the load is always working at its resonant frequency.

Automatic Resonant Frequency Search: Search out and output resonant frequency of the load. Other related parameters are also set automatically.

RS485 Communication: All parameters of the controller can be adjusted via RS485.

Automatic Switch Sensor Type Recognition: The controller can recognize and adapt to both PNP and NPN type switch sensors.

Sync Output: Sync output waveform of the slave controller with that of the master controller to the same frequency and phase to avoid beat effect.

Overvoltage Protection: If input voltage is too high, power supply of the controller will be shutdown automatically to protect itself.

Digital Overheat Protection: If internal temperature of the controller gets too high, the controller will stop its output to protect itself.

Overcurrent Protection: If output current exceeds its rated value, the controller will stop its output to protect itself and the load.

Restorable Short Circuit Protection: If output of the controller is short-circuited, the controller will shut down its output to protect itself and the load. But the fuse inside will not be blown. So when there is no short circuit at the output side, the controller will work again after power on.

Dimensions & Weight

Dimensions: 190*242*94.5 (L*W*H, mm)

Weight: 2670g (without accessory)

Standard Accessories



- Input Power Cable (1.5m)



- Vibration Sensor (32g, 2m)

Remark: Input power cable can be customized to fit the socket in your country.

Optional Accessories



- Vibration Sensor (8g, 2m)
- Vibration Sensor (16g, 2m)
- Vibration Sensor (64g, 2m)

Vibratory Feeder Controller Expert

Building 2, Xueyan Tech Park, Tuscity, No.9 Zhineng Rd, Jiangning, Nanjing, China
Tel: 86-25-84730415 Fax: 86-25-84730426 Email: sales@cuhnj.com

SDVC341-M

Automatic Frequency Controller for Vibratory Feeder



Model

SDVC341-M: 3A

Features

Automatic Constant Feed Speed Control: Automatic output voltage adjustment in real time to ensure constant preset feed speed regardless of weight change of the workpieces.

Automatic Frequency Adjustment: Automatic output frequency adjustment in real time to make sure the load is always working at its resonant frequency.

Constant Amplitude Frequency Search: Ensure that two vibratory feeders with a small gap do not collide during the frequency search process.

PFC Booster: It can maintain a maximum output voltage of 250V when inputting 110V or 220V.

Counting: Count number of the workpieces. The controller will slow down or stop when count up to preset value.

RS485 Communication: RS485 interface supports ModbusASCII, Modbus RTU protocol.

Automatic Switch Sensor Type Recognition: The controller can recognize and adapt to both PNP and NPN type switch sensors.

Digital Synchronous Communication: The remote voltage, frequency, phase and other parameters of the controller can be distributed through digital synchronous communication CUHBus-DS[®], so as to realize the parameter backup and restoration of all controllers (up to 8 units) in the entire network.

Overvoltage Protection: If input voltage is too high, power supply of the controller will be shutdown automatically to protect itself.

Digital Overheat Protection: If internal temperature of the controller gets too high, the controller will stop its output to protect itself.

Overcurrent Protection: If output current exceeds its rated value, the controller will stop its output to protect itself and the load.

Restorable Short Circuit Protection: If output of the controller is short-circuited, the controller will shut down its output to protect itself and the load. But the fuse inside will not be blown. So when there is no short circuit at the output side, the controller will work again after power on.

Technical Data

Item	Range			Unit	Note
	Min	Typical	Max		
Input Voltage	85	220	250	V	AC RMS
Adjustable Output Voltage Range	0	---	250	V	
Voltage Adjustment Accuracy	1			V	
Voltage Regulation Accuracy	0	---	10	%	$\Delta V_{out}/\Delta V_{in}$
Response Time of Voltage Regulation	Real Time			s	Voltage regulation for each waveform
Adjustable Output Current Range	0	---	3	A	
Output Power	0	---	660	VA	
Output Frequency	5.0	---	999.9	Hz	
Frequency Adjustment Accuracy	0.1			Hz	
Output Waveform	Sine				
Soft Start Time	0	---	40.0	s	Default value: 0.5
On/Off Delay Time Range	0.0	---	99.9	s	Default value: 0.2
On/Off Delay Time Accuracy	0.1			s	
Overheat Protection Trigger Temperature	60	65	65	°C	
Digital Communication	ModBUS485/CUHBus-DS [®]				
DC Control Output Current	0	---	350	mA	
DC Control Output Voltage	22	24	26	V	
Analog Control Signal	4~20			mA	remote speed control current
	1~5/0~5/0~10			V	remote speed control voltage
Digital Control Signal	24			V	Switching Signal
Adjustment Method	7			Button	
Standby Power Consumption	---	---	5	W	
Display Method	128*128				Matrix Display
Ingress Protection Level	IP10				
Ambient Temperature	0	25	40	°C	No Condensation
Ambient Humidity	10	60	85	%	
Storage Ambient Temperature	-20	25	65	°C	

Dimensions & Weight

Dimensions: 190*56*94.5 (L*W*H, mm)
Weight: 560g (without accessory)

Standard Accessories



- Input Power Cable (1.5m)
- Output Power Cable (1.5m)
- Vibration Sensor (32g, 2m)

Remark: Input power cable can be customized to fit the socket in your country.

Optional Accessories



- Vibration Sensor (8g, 2m)
- Vibration Sensor (16g, 2m)
- Vibration Sensor (64g, 2m)

Vibratory Feeder Controller Expert

Building 2, Xueyan Tech Park, Tuscany, No.9 Zhineng Rd, Jiangning, Nanjing, China
Tel: 86-25-84730415 Fax: 86-25-84730426 Email: sales@cuhnj.com

SDVC35 Series
Variable Frequency Intelligent Controller
for Vibratory Feeder



Model

SDVC35-MRJ: 3.0A Autotune Controller
SDVC35-LRJ: 4.5A Autotune Controller

Features

Automatic Constant Feed Speed Control: Automatic output voltage adjustment in real time to ensure constant preset feed speed regardless of weight change of the workpieces.

Automatic Frequency Adjustment: Automatic output frequency adjustment in real time to make sure the load is always working at its resonant frequency.

Automatic Resonant Frequency Search: Search out and output resonant frequency of the load. Other related parameters are also set automatically.

Counting: Count number of the feed material. The controller will slow down or stop when count up to preset value.

RS485 Communication: All parameters of the controller can be adjusted via RS485.

Network Communication: All parameters of the controller can be adjusted via network communication.

Output Current Display: Output current can be displayed in real time.

Firmware Upgrade: Firmware can be upgraded remotely.

Type of Control Output: Push-pull type.

Automatic Switch Sensor Type Recognition: The controller can recognize and adapt to both PNP and NPN type switch sensors.

Sync Output: Sync output waveform of the slave controller with that of the master controller to the same frequency and phase to avoid beat effect.

Remote Speed Control: Output Voltage of the controller can be adjusted remotely by an external potentiometer, a PLC, or a DC signal.

Overvoltage Protection: If input voltage is too high, power supply of the controller will be shutdown automatically to protect itself.

Digital Overheat Protection: If internal temperature of the controller gets too high, the controller will stop its output to protect itself.

Overcurrent Protection: If output current exceeds its rated value, the controller will stop its output to protect itself and the load.

Restorable Short Circuit Protection: If output of the controller is short-circuited, the controller will shut down its output to protect itself and the load. But the fuse inside will not be blown. So when there is no short circuit at the output side, the controller will work again after power on.

Technical Data

Item	Range			Unit	Note
	Min	Typical	Max		
Input Voltage	85	220	250	V	AC RMS
Adjustable Output Voltage Range	0	---	260	V	Lower than 150% of Input Voltage
Voltage Adjustment Accuracy	1			V	
Voltage Regulation Accuracy	0	---	10	%	$\Delta V_{out}/\Delta V_{in}$
Response Time of Voltage Regulation	Real Time			s	Voltage regulation for each waveform
Adjustable Output Current Range	0	---	3	A	SDVC35-MRJ
	0	---	4.5		SDVC35-LRJ
Output Power	0	---	660	VA	SDVC35-MRJ
	0	---	990		SDVC35-LRJ
Output Frequency	25	---	400	Hz	
Frequency Adjustment Accuracy	0.1			Hz	
Output Waveform	Sine				
Soft Start Time	0	---	10	s	Default value: 0.5
On/Off Delay Time Range	0	---	20	s	Default value: 0.2
On/Off Delay Time Accuracy	0.1			s	
Overheat Protection Trigger Temperature	60	65	65	°C	
Digital Communication	ModBUS485 Communication				Optional one
	EtherCat				
	Profinet				
DC Control Output Current	0	---	200	mA	Dual 24V Output
DC Control Output Voltage	22	24	26	V	
Analog Control Signal	4~20			mA	1 current channel remote speed control
	1~5/0~5/0~10			V	3 voltage channel remote speed control
Digital Control Signal	24			V	Switching Signal
Adjustment Method	1 Button+1 rotary encoder				
Standby Power Consumption	---	---	3	W	
Display Method	128*64				OLED Matrix Display
Ambient Temperature	0	25	40	°C	No Condensation
Ambient Humidity	10	60	85	%	
Storage Ambient Temperature	-20	25	65	°C	

Dimensions & Weight

Dimensions: 190*60*108.9 (L*W*H, mm)
Weight: 560g (without accessory)

Optional Accessories



- Vibration Sensor (16g, 2m)
- EtherCat Card
- Profinet Card

Vibratory Feeder Controller Expert

Building 2, Xueyan Tech Park, Tuscity, No.9 Zhineng Rd, Jiangning, Nanjing, China
Tel: 86-25-84730415 Fax: 86-25-84730426 Email: sales@cuhnj.com

SDVC40-S

Variable Frequency Digital Controller
for Piezo Vibratory Feeder



Model

SDVC40-S: 150mA

Features

Capacitive Load: The controller is adaptive to resistive load, inductive load and specially capacitive load such as a piezo vibrator.

Frequency Adjustment: Output frequency of the controller can be manually adjusted to resonant frequency of the vibratory feeder to get smooth, quiet and energy-saving feed effect.

Time Adjustable Soft Start: The controller will gently increase output voltage from 0 to the preset value when power on to avoid sudden shake. Soft start time can be digitally preset.

Switch Sensor ON/OFF Control: 1 NPN switch sensor or PLC can be connected to turn on/off the controller.

Photoelectric Sensor ON/OFF Control: The CUH Intelligent Photoelectric Sensor can be connected to turn on/off the controller.

Remote Speed Control: Output Voltage of the controller can be adjusted remotely by an external potentiometer, a PLC, a 1-5V DC signal or a 4-20mA current signal.

DC Control Output: The controller can output low voltage DC power associated with ON/OFF Control of the controller to drive a solenoid or other external devices.

Keypad Lock: Lock all buttons on the keypad to prevent misoperation by pressing the ON/OFF button and hold for 2 seconds.

Overvoltage Protection: If input voltage is too high, power supply of the controller will be shutdown automatically to protect itself.

Digital Overheat Protection: If internal temperature of the controller gets too high, the controller will stop its output to protect itself.

Overcurrent Protection: If output current exceeds its rated value, the controller will stop its output to protect itself and the load.

Restorable Short Circuit Protection: If output of the controller is short-circuited, the controller will shut down its output to protect itself and the load. But the fuse inside will not be blown. So when there is no short circuit at the output side, the controller will work again after power on.

Technical Data

Item	Range			Unit	Note
	Min	Typical	Max		
Input Voltage	85	220	250	V	AC RMS
Adjustable Output Voltage Range	0	---	220	V	
Voltage Adjustment Accuracy	1			V	
Voltage Regulation Accuracy	0	---	10	%	$\Delta V_{out}/\Delta V_{in}$
Response Time of Voltage Regulation	0.0025	---	0.025	s	the period of output voltage
Adjustable Output Current Range	0	---	150	mA	
Output Power	0	---	33	VA	
Output Frequency	40	---	400	Hz	
Frequency Adjustment Accuracy	0.1			Hz	
Output Waveform	Sine				
Soft Start Time	0	---	10	s	Default value: 0.5
On/Off Delay Time Range	0	---	20	s	Default value: 0.2
On/Off Delay Time Accuracy	0.1			s	
Overheat Protection Trigger Temperature	60	65	65	°C	
DC Control Output Current	0	---	200	mA	
DC Control Output Voltage	22	24	26	V	
Analog Control Signal	1~5/4~20			V/mA	Remote Speed Control signal
Digital Control Signal	24			V	Switching Signal
Adjustment Method	6			Button	
Standby Power Consumption	---	4	---	W	
Display Method	5			Digit	LED
Ambient Temperature	0	25	40	°C	No Condensation
Ambient Humidity	10	60	85	%	
Storage Ambient Temperature	-20	25	65	°C	

Dimensions & Weight

Dimensions: 190*53.6*94.5 (L*W*H, mm)

Weight: 1050g (without accessory)

Standard Accessories



- Input Power Cable (1.5m)
- Output Power Cable (1.5m)

Remark: Input power cable can be customized to fit the socket in your country.

Optional Accessories



- Intelligent Photoelectric Sensor(1.5m)

Vibratory Feeder Controller Expert

Building 2, Xueyan Tech Park, Tuscany, No.9 Zhineng Rd, Jiangning, Nanjing, China
Tel: 86-25-84730415 Fax: 86-25-84730426 Email: sales@cuhnj.com

SDVC40-XS Series

Multi-channel Variable Frequency Digital Controller for Piezo Vibratory Feeder



Model

SDVC40-XS2: 50mA*2

SDVC40-XS3: 50mA*3

SDVC40-XS4: 50mA*4

Features

Capacitive Load: The controller is adaptive to resistive load, inductive load and specially capacitive load such as a piezo vibrator.

Phase Control: when the controller's each channel outputs the same frequency, the phase between each channel can be controlled.

Frequency Adjustment: Output frequency of the controller can be manually adjusted to resonant frequency of the vibratory feeder to get smooth, quiet and energy-saving feed effect.

Automatic High Precision Voltage Regulation: The internal digital voltage regulation circuit can eliminate feed speed variation caused by mains voltage fluctuation.

Switch Sensor ON/OFF Control: 1 NPN switch sensor or PLC can be connected to turn on/off the controller.

Remote Speed Control: Output Voltage of the controller can be adjusted remotely by an external potentiometer, a PLC, a 1-5V DC signal or a 4-20mA current signal.

DC Control Output: The controller can output low voltage DC power associated with ON/OFF Control of the controller to drive a solenoid or other external devices.

Type of Control Output: NPN type, PNP type, Push-Pull.

Overvoltage Protection: If input voltage is too high, power supply of the controller will be shutdown automatically to protect itself.

Digital Overheat Protection: If internal temperature of the controller gets too high, the controller will stop its output to protect itself.

Overcurrent Protection: If output current exceeds its rated value, the controller will stop its output to protect itself and the load.

Restorable Short Circuit Protection: If output of the controller is short-circuited, the controller will shut down its output to protect itself and the load. But the fuse inside will not be blown. So when there is no short circuit at the output side, the controller will work again after power on.

Technical Data

Item	Range			Unit	Note
	Min	Typical	Max		
Input Voltage	85	220	250	V	AC RMS
Adjustable Output Voltage Range	0	---	220	V	
Adjustable Output Current Range	0	---	50	mA	
Single Channel Output Power	0	---	11	VA	
Voltage Adjustment Accuracy	1			V	
Voltage Regulation Precision	0	---	0.1	%	$\Delta V_{out}/\Delta V_{in}$
Output Frequency	40.0	---	400.0	Hz	
Frequency Adjustment Accuracy	0.1			Hz	
Output Waveform	Sine				
Soft Start Time	0.1	---	10.0	s	Default value: 0.5
Soft Closedown Time	0.1	---	10.0	s	Default value: 0.1
Delay Time Range	0	---	20.0	s	Default value: 0.2
Delay Time Accuracy	0.1			s	
Overheat Protection Trigger Temperature	60	---	65	°C	
DC Control Output Current	0	---	200	mA	The max total output current of 4 channel is 500 mA
DC Control Output Voltage	22	24	26	V	
Analog Control Signal	1~5/4~20			V/mA	Remote Speed Control signal
Digital Control Signal	24			V	Switching Signal
Adjustment Method	6			Button	
Standby Power Consumption	---	2.5	---	W	
Display Method	5			Digit	LED
Ambient Temperature	0	25	40	°C	No Condensation
Ambient Humidity	10	60	85	%	
Storage Ambient Temperature	-20	25	65	°C	

Dimensions & Weight

Dimensions: 190*107.6*94.5 (L*W*H, mm)

Weight: 2672g (without accessory)

Standard Accessories



- Input Power Cable (1.5m)
- Output Power Cable (1.5m)*2/3/4

Remark: Input power cable can be customized to fit the socket in your country.

Vibratory Feeder Controller Expert

Building 2, Xueyan Tech Park, Tusciny, No.9 Zhineng Rd, Jiangning, Nanjing, China
Tel: 86-25-84730415 Fax: 86-25-84730426 Email: sales@cuhnj.com

SDVC402-S

Variable Frequency Digital Controller
for Piezo Vibratory Feeder



Model

SDVC402-S: 150mA

Features

Capacitive Load: The controller is adaptive to resistive load, inductive load and specially capacitive load such as a piezo vibrator.

Frequency Adjustment: Output frequency of the controller can be manually adjusted to resonant frequency of the vibratory feeder to get smooth, quiet and energy-saving feed effect.

Time Adjustable Soft Start: The controller will gently increase output voltage from 0 to the preset value when power on to avoid sudden shake. Soft start time can be digitally preset.

Dual Switch Sensor ON/OFF Control: 2 NPN switch sensors or PLCs can be connected to turn on/off the controller.

Photoelectric Sensor ON/OFF Control: The CUH Intelligent Photoelectric Sensor can be connected to turn on/off the controller.

Remote Speed Control: Output Voltage of the controller can be adjusted remotely by an external potentiometer, a PLC, a 1-5V DC signal or a 4-20mA current signal.

DC Control Output: The controller can output low voltage DC power associated with ON/OFF Control of the controller to drive a solenoid or other external devices.

Keypad Lock: Lock all buttons on the keypad to prevent misoperation by pressing the ON/OFF button and hold for 2 seconds.

Output Current Display: Output current can be displayed in real time.

Overvoltage Protection: If input voltage is too high, power supply of the controller will be shutdown automatically to protect itself.

Digital Overheat Protection: If internal temperature of the controller gets too high, the controller will stop its output to protect itself.

Overcurrent Protection: If output current exceeds its rated value, the controller will stop its output to protect itself and the load.

Restorable Short Circuit Protection: If output of the controller is short-circuited, the controller will shut down its output to protect itself and the load. But the fuse inside will not be blown. So when there is no short circuit at the output side, the controller will work again after power on.

Technical Data

Item	Range			Unit	Note
	Min	Typical	Max		
Input Voltage	85	220	250	V	AC RMS
Adjustable Output Voltage Range	0	---	220	V	AC RMS
Voltage Adjustment Accuracy	1			V	
Adjustable Output Current Range	0	---	150	mA	
Output Power	0	---	33	VA	
Output Frequency	40.0	---	999.9	Hz	
Frequency Adjustment Accuracy	0.1			Hz	
Output Waveform	Sine				
Soft Start Time	0	---	10.0	s	Default value: 0.5
On/Off Delay Time Range	0.0	---	99.9	s	Default value: 0.2
On/Off Delay Time Accuracy	0.1			s	
Overheat Protection Trigger Temperature	60	65	65	°C	
DC Control Output Current	0	---	350	mA	
DC Control Output Voltage	22	24	26	V	
Analog Control Signal	1~5			V	remote speed control voltage
	4~20			mA	remote speed control current
Digital Control Signal	24			V	Switching Signal
Adjustment Method	7			Button	
Standby Power Consumption	---	---	5	W	
Display Method	160*128				Matrix Display
Ingress Protection Level	IP20				
Ambient Temperature	0	25	40	°C	No Condensation
Ambient Humidity	10	60	85	%	
Storage Ambient Temperature	-20	25	65	°C	

Dimensions & Weight

Dimensions: 190*53.6*94.5 (L*W*H, mm)

Weight: 1075g (without accessory)


Standard Accessories



- Input Power Cable (1.5m)
- Output Power Cable (1.5m)

Remark: Input power cable can be customized to fit the socket in your country.

Optional Accessories



- Intelligent Photoelectric Sensor(1.5m)

Vibratory Feeder Controller Expert

Building 2, Xueyan Tech Park, Tuscany, No.9 Zhineng Rd, Jiangning, Nanjing, China
Tel: 86-25-84730415 Fax: 86-25-84730426 Email: sales@cuhnj.com

SDVC41-M

Variable Frequency Intelligent Controller
for Piezo Vibratory Feeder



Model

SDVC41-M: 300mA

Features

Capacitive Load: The controller is adaptive to resistive load, inductive load and specially capacitive load such as a piezo vibrator.

Automatic Constant Feed Speed Control: Automatic output voltage adjustment in real time to ensure constant preset feed speed regardless of weight change of the workpieces.

Automatic Resonant Frequency Search: Search out and output resonant frequency of the load. Other related parameters are also set automatically.

RS485 Communication: All parameters of the controller can be adjusted via RS485.

Automatic Switch Sensor Type Recognition: The controller can recognize and adapt to both PNP and NPN type switch sensors.

Sync Output: Sync output waveform of the slave controller with that of the master controller to the same frequency and phase to avoid beat effect.

Remote Speed Control: Output Voltage/Feed Speed of the controller can be adjusted remotely by an external potentiometer, a PLC, a 1-5V or 4-22mA DC signal.

Digital Overheat Protection: If internal temperature of the controller gets too high, the controller will stop its output to protect itself.

Overcurrent Protection: If output current exceeds its rated value, the controller will stop its output to protect itself and the load.

Restorable Short Circuit Protection: If output of the controller is short-circuited, the controller will shut down its output to protect itself and the load. But the fuse inside will not be blown. So when there is no short circuit at the output side, the controller will work again after power on.

Technical Data

Item	Range			Unit	Note
	Min	Typical	Max		
Input Voltage	85	220	250	V	AC RMS
Adjustable Output Voltage Range	20	---	220	V	
Voltage Adjustment Accuracy	1			V	
Voltage Regulation Accuracy	0	---	10	%	$\Delta V_{out}/\Delta V_{in}$
Response Time of Voltage Regulation	0.0025	---	0.025	s	the period of output voltage
Adjustable Output Current Range	0	---	300	mA	
Output Power	0	---	66	VA	
Output Frequency	40	---	400	Hz	
Frequency Adjustment Accuracy	0.1			Hz	
Output Waveform	Sine				
Soft Start Time	0	---	10	s	Default value: 0.5
On/Off Delay Time Range	0	---	20	s	Default value: 0.2
On/Off Delay Time Accuracy	0.1			s	
Overheat Protection Trigger Temperature	60	65	65	°C	
Digital Communication	ModBUS485 Communication				
DC Control Output Current	0	---	200	mA	
DC Control Output Voltage	22	24	26	V	
Analog Control Signal	1~5/4~20			V/mA	Remote Speed Control signal
Digital Control Signal	24			V	Switching Signal
Adjustment Method	6			Button	
Standby Power Consumption	---	3	---	W	
Display Method	5			Digit	LED
Ambient Temperature	0	25	40	°C	No Condensation
Ambient Humidity	10	60	85	%	
Storage Ambient Temperature	-20	25	65	°C	

Dimensions & Weight

Dimensions: 190*56*94.5 (L*W*H, mm)
Weight: 600g (without accessory)

Standard Accessories



- Input Power Cable (1.5m)
- Output Power Cable (1.5m)
- Vibration Sensor (32g, 2m)

Remark: Input power cable can be customized to fit the socket in your country.

Optional Accessories



- Vibration Sensor (8g, 2m)
- Vibration Sensor (16g, 2m)
- Vibration Sensor (64g, 2m)

Vibratory Feeder Controller Expert

Building 2, Xueyan Tech Park, Tuscany, No.9 Zhineng Rd, Jiangning, Nanjing, China
Tel: 86-25-84730415 Fax: 86-25-84730426 Email: sales@cuhnj.com

SDVC42-S
Automatic High Frequency Piezo Controller



Model

SDVC42-S: 150mA

Features

Capacitive Load: The controller is adaptive to resistive load, inductive load and specially capacitive load such as a piezo vibrator.

Automatic Constant Feed Speed Control: Automatic output voltage adjustment in real time to ensure constant preset feed speed regardless of weight change of the workpieces.

Automatic Frequency Adjustment: Automatic output frequency adjustment in real time to make sure the load is always working at its resonant frequency.

Automatic Resonant Frequency Scan: Scan and then output resonant frequency of the load. Other related parameters are also set automatically.

Counting: Count number of the workpieces. The controller will slow down or stop when count up to preset value.

RS485 Communication: All parameters of the controller can be adjusted via RS485.

Dual Switch Sensor ON/OFF Control: 2 NPN switch sensors or PLCs can be connected to turn on/off the controller.

Automatic Switch Sensor Type Recognition: The controller can recognize and adapt to both PNP and NPN type switch sensors.

Digital Synchronous Communication: The remote voltage, frequency, phase and other parameters of the controller can be distributed through digital synchronous communication CUHBus-DS[®], so as to realize the parameter backup and restoration of all controllers (up to 8 units) in the entire network.

Remote Speed Control: Output Voltage of the controller can be adjusted remotely by an external potentiometer, a PLC, a 1-5V DC signal or a 4-20mA current signal.

Output Current Display: Output current can be displayed in real time.

Overvoltage Protection: If input voltage is too high, power supply of the controller will be shutdown automatically to protect itself.

Digital Overheat Protection: If internal temperature of the controller gets too high, the controller will stop its output to protect itself.

Overcurrent Protection: If output current exceeds its rated value, the controller will stop its output to protect itself and the load.

Restorable Short Circuit Protection: If output of the controller is short-circuited, the controller will shut down its output to protect itself and the load. But the fuse inside will not be blown. So when there is no short circuit at the output side, the controller will work again after power on.

Technical Data

Item	Range			Unit	Note
	Min	Typical	Max		
Input Voltage	85	220	250	V	AC RMS
Adjustable Output Voltage Range	0	---	220	V	AC RMS
Voltage Adjustment Accuracy	1			V	
Voltage Regulation Accuracy	0	---	10	%	$\Delta V_{out}/\Delta V_{in}$
Adjustable Output Current Range	0	---	150	mA	
Output Power	0	---	33	VA	
Output Frequency	40.0	---	999.9	Hz	
Frequency Adjustment Accuracy	0.1			Hz	
Output Waveform	Sine				
Soft Start Time	0	---	40.0	s	Default value: 0.5
On/Off Delay Time Range	0.0	---	99.9	s	Default value: 0.2
On/Off Delay Time Accuracy	0.1			s	
Overheat Protection Trigger Temperature	60	65	65	°C	
Sync Communication	CUHBus-DS [®]				
Digital Communication	ModBUS485/Digital Sync				
DC Control Output Current	0	---	350	mA	
DC Control Output Voltage	22	24	26	V	
Analog Control Signal	1~5/0~5/0~10			V	remote speed control voltage
	4~20			mA	remote speed control current
Digital Control Signal	24			V	Switching Signal
Adjustment Method	7			Button	
Standby Power Consumption	---	---	5	W	
Display Method	128*128				Matrix Display
Ingress Protection Level	IP20				
Ambient Temperature	0	25	40	°C	No Condensation
Ambient Humidity	10	60	85	%	
Storage Ambient Temperature	-20	25	65	°C	

Dimensions & Weight

Dimensions: 190*53.6*94.5 (L*W*H, mm)

Weight: 1067g (without accessory)

Standard Accessories



- Input Power Cable (1.5m)
- Output Power Cable (1.5m)
- Vibration Sensor (32g, 2m)

Remark: Input power cable can be customized to fit the socket in your country.

Optional Accessories



- Vibration Sensor (8g, 2m)
- Vibration Sensor (16g, 2m)
- Vibration Sensor (64g, 2m)

Vibratory Feeder Controller Expert

Building 2, Xueyan Tech Park, Tuscany, No.9 Zhineng Rd, Jiangning, Nanjing, China
Tel: 86-25-84730415 Fax: 86-25-84730426 Email: sales@cuhnj.com

SDVC42-SD
Automatic High Frequency Piezo Controller



Model

SDVC42-SD: 600mA

Features

Capacitive Load: The controller is adaptive to resistive load, inductive load and specially capacitive load such as a piezo vibrator.

Automatic Constant Feed Speed Control: Automatic output voltage adjustment in real time to ensure constant preset feed speed regardless of weight change of the workpieces.

Automatic Frequency Adjustment: Automatic output frequency adjustment in real time to make sure the load is always working at its resonant frequency.

Automatic Resonant Frequency Scan: Scan and then output resonant frequency of the load. Other related parameters are also set automatically.

Counting: Count number of the workpieces. The controller will slow down or stop when count up to preset value.

RS485 Communication: All parameters of the controller can be adjusted via RS485.

Dual Switch Sensor ON/OFF Control: 2 NPN switch sensors or PLCs can be connected to turn on/off the controller.

Automatic Switch Sensor Type Recognition: The controller can recognize and adapt to both PNP and NPN type switch sensors.

Digital Synchronous Communication: The remote voltage, frequency, phase and other parameters of the controller can be distributed through digital synchronous communication CUHBus-DS[®], so as to realize the parameter backup and restoration of all controllers (up to 8 units) in the entire network.

Remote Speed Control: Output Voltage of the controller can be adjusted remotely by an external potentiometer, a PLC, a 1-5V DC signal or a 4-20mA current signal.

Output Current Display: Output current can be displayed in real time.

Overvoltage Protection: If input voltage is too high, power supply of the controller will be shutdown automatically to protect itself.

Digital Overheat Protection: If internal temperature of the controller gets too high, the controller will stop its output to protect itself.

Overcurrent Protection: If output current exceeds its rated value, the controller will stop its output to protect itself and the load.

Restorable Short Circuit Protection: If output of the controller is short-circuited, the controller will shut down its output to protect itself and the load. But the fuse inside will not be blown. So when there is no short circuit at the output side, the controller will work again after power on.

Technical Data

Item	Range			Unit	Note
	Min	Typical	Max		
Input Voltage	85	220	250	V	AC RMS
Adjustable Output Voltage Range	0.0	---	50.0	V	AC RMS
Voltage Adjustment Accuracy	0.1			V	
Voltage Regulation Accuracy	0	---	10	%	$\Delta V_{out}/\Delta V_{in}$
Adjustable Output Current Range	0	---	600	mA	
Output Power	0	---	30	VA	
Output Frequency	40.0	---	999.9	Hz	
Frequency Adjustment Accuracy	0.1			Hz	
Output Waveform	Sine				
Soft Start Time	0	---	40.0	s	Default value: 0.5
On/Off Delay Time Range	0.0	---	99.9	s	Default value: 0.2
On/Off Delay Time Accuracy	0.1			s	
Overheat Protection Trigger Temperature	60	65	65	°C	
Sync Communication	CUHBus-DS [®]				
Digital Communication	ModBUS485/Digital Sync				
DC Control Output Current	0	---	350	mA	
DC Control Output Voltage	22	24	26	V	
Analog Control Signal	1-5/0-5/0-10			V	remote speed control voltage
	4-20			mA	remote speed control current
Digital Control Signal	24			V	Switching Signal
Adjustment Method	7			Button	
Standby Power Consumption	---	---	5	W	
Display Method	128*128				Matrix Display
Ingress Protection Level	IP20				
Ambient Temperature	0	25	40	°C	No Condensation
Ambient Humidity	10	60	85	%	
Storage Ambient Temperature	-20	25	65	°C	

Dimensions & Weight

Dimensions: 190*53.6*94.5 (L*W*H, mm)

Weight: 1043g (without accessory)

Standard Accessories



- Input Power Cable (1.5m)
- Output Power Cable (1.5m)
- Vibration Sensor (32g, 2m)

Remark: Input power cable can be customized to fit the socket in your country.

Optional Accessories



- Vibration Sensor (8g, 2m)
- Vibration Sensor (16g, 2m)
- Vibration Sensor (64g, 2m)

Vibratory Feeder Controller Expert

Building 2, Xueyan Tech Park, Tuscity, No.9 Zhineng Rd, Jiangning, Nanjing, China
Tel: 86-25-84730415 Fax: 86-25-84730426 Email: sales@cuhnj.com

SDVC50

Variable Frequency Digital Controller for Vibratory Feeder (Low Input Voltage)



Model

SDVC50: 5A

Features

Frequency Adjustment: Output frequency of the controller can be manually adjusted to resonant frequency of the vibratory feeder to get smooth, quiet and energy-saving feed effect.

Automatic High Precision Voltage Regulation: The internal digital voltage regulation circuit can eliminate feed speed variation caused by mains voltage fluctuation.

Time Adjustable Soft Start: The controller will gently increase output voltage from 0 to the preset value when power on to avoid sudden shake. Soft start time can be digitally preset.

Digital Overheat Protection: If internal temperature of the controller gets too high, the controller will stop its output to protect itself.

Overcurrent Protection: If output current exceeds its rated value, the controller will stop its output to protect itself and the load.

Restorable Short Circuit Protection: If output of the controller is short-circuited, the controller will shut down its output to protect itself and the load. But the fuse inside will not be blown. So when there is no short circuit at the output side, the controller will work again after power on.

Max Adjustable Output Voltage: Max Adjustable Output Voltage can be preset to protect the load from damage caused by too high voltage.

Technical Data

Item	Range			Unit	Note
	Min	Typical	Max		
Input Voltage	12	---	36	V	DC Input
Adjustable Output Voltage Range	0	---	36	V	
Voltage Adjustment Accuracy	1			V	
Adjustable Output Current Range	0	---	5	A	
Output Power	0	---	180	VA	
Output Frequency	40	---	400	Hz	
Frequency Adjustment Accuracy	0.1			Hz	
Output Waveform	Sine				
Soft Start Time	0	---	10	s	Default value: 0.5
On/Off Delay Time Range	0	---	20	s	Default value: 0.2
On/Off Delay Time Accuracy	0.1			s	
DC Control Output Current	0	---	200	mA	
DC Control Output Voltage	22	---	26	V	
Digital Control Signal	24			V	Switching Signal
Adjustment Method	CAN BUS				
Standby Power Consumption	---	3	---	W	
Ambient Temperature	0	25	40	°C	No Condensation
Ambient Humidity	10	60	85	%	
Storage Ambient Temperature	-20	25	65	°C	


Dimensions & Weight

Dimensions: 190*38.8*94.5 (L*W*H, mm)
Weight: 560g (without accessory)

Vibratory Feeder Controller Expert

Building 2, Xueyan Tech Park, Tuscany, No.9 Zhineng Rd, Jiangning, Nanjing, China
Tel: 86-25-84730415 Fax: 86-25-84730426 Email: sales@cuhnj.com

SDVC60 Series
Intelligent Flexible multi-channel
Vibratory Feeder Controller



Model

SDVC6024-M: 2 groups of 4 outputs, max total current 2*3A
SDVC6024-XL: 2 groups of 4 outputs, max total current 2*6A

Features

Phase Control: when the controller's each channel outputs the same frequency, the phase between 2 channels can be controlled.

Frequency Adjustment: Output frequency of the controller can be manually adjusted to resonant frequency of the vibratory feeder to get smooth, quiet and energy-saving feed effect.

Automatic High Precision Voltage Regulation: The internal digital voltage regulation circuit can eliminate feed speed variation caused by mains voltage fluctuation.

Time Adjustable Soft Start: The controller will gently increase output voltage from 0 to the preset value when power on to avoid sudden shake. Soft start time can be digitally preset.

Switch Sensor ON/OFF Control: NPN/PNP switch sensor or PLC can be connected to turn on/off the controller.

Remote Speed Control: Output Voltage of the controller can be adjusted remotely by an external potentiometer, a PLC, a 1-5V DC signal or a 4-20mA current signal.

DC Control Output: The controller can output low voltage DC power associated with ON/OFF Control of the controller to drive a solenoid or other external devices.

Type of Control Output: NPN type, PNP type, Push-Pull.

Max Adjustable Output Voltage: Max Adjustable Output Voltage can be preset to protect the load from damage caused by too high voltage.

Overvoltage Protection: If input voltage is too high, power supply of the controller will be shutdown automatically to protect itself.

Digital Overheat Protection: If internal temperature of the controller gets too high, controller will stop its output to protect itself.

Overcurrent Protection: If output current exceeds its rated value, the controller will stop its output to protect itself and the load.

Restorable Short Circuit Protection: If output of the controller is short-circuited, the controller will shut down its output to protect itself and the load. But the fuse inside will not be blown. So when there is no short circuit at the output side, the controller will work again after power on.

Technical Data

Item	Range			Unit	Note
	Min	Typical	Max		
AC Input Voltage	85	220	250	V	50/60 Hz AC effective
Adjustable Output Voltage Range	0	---	250	V	
Adjustable Output Current Range	0	---	3.0	A	Each group of SDVC6024-M Each group of SDVC6024-XL
			6.0		
Output Power	0	---	750	VA	Each group of SDVC6024-M Each group of SDVC6024-XL
			1500		
Output Frequency	25	50	400	Hz	
Frequency Adjustment Accuracy	0.1			Hz	
Output Waveform	Sine				
DC Control Output Current	0	---	200	mA	
DC Control Output Voltage	22	24	26	V	
Load Type	electromagnet				
Standby Power Consumption	5			W	
Display Method	6			Digit	LED
Ingress Protection Level	IP20				
Ambient Temperature	0	25	40	°C	No Condensation
Ambient Humidity	10	60	85	%	
Storage Ambient Temperature	-20	25	65	°C	

Dimensions & Weight

Dimensions: SDVC6024-M: 190*103.6*94.5 (L*W*H, mm)
SDVC6024-XL: 190*192*94.5 (L*W*H, mm)

Weight: SDVC6024-M: 1230g (without accessory)
SDVC6024-XL: 2280g (without accessory)

Standard Accessories



- Input Power Cable (1.5m)
- Output Power Cable (1.5m)*2

Remark: Input power cable can be customized to fit the socket in your country.

Vibratory Feeder Controller Expert

Building 2, Xueyan Tech Park, Tuscity, No.9 Zhineng Rd, Jiangning, Nanjing, China
Tel: 86-25-84730415 Fax: 86-25-84730426 Email: sales@cuhnj.com

SDVC61-M
Intelligent Low Voltage Flexible
Vibratory Feeder Controller



Technical Data

Item	Range			Unit	Note
	Min	Typical	Max		
AC Input Voltage	180	220	250	V	50/60 Hz AC RMS
Motor Output Voltage	0	---	24	Vac	AC RMS
Motor Output Current	0	---	3	A	
Motor Output Frequency	5.0	50.0	400.0	Hz	
Frequency Adjustment Accuracy	0.1			Hz	
Motor Output Waveform	Sine				
Light Source Output Voltage	12	---	60	V	DC
Light Source Output Current	0	---	2	A	DC
Light Source NTC Temperature Sensor Resistance	100000			Ω	B Value 4000K
Control Output Voltage	22	24	26	V	
Standby Power Consumption	7			W	
Load Type	Voice coil motor and LED light board				
Display Method	6			Digit	LED
Ambient Temperature	0	25	40	°C	No Condensation
Ambient Humidity	10	60	85	%	
Storage Ambient Temperature	-20	25	65	°C	

Model

SDVC61-M: 4-way voice coil motor output 24V/3A,
3-way LED driver output 60V/2A

Features

Phase Control: Four voice coil motor drive outputs can independently control the phase difference.

Frequency Adjustment: Output frequency of the controller can be manually adjusted to resonant frequency of the vibratory feeder to get smooth, quiet and energy-saving feed effect.

Automatic High Precision Voltage Regulation: The internal digital voltage regulation circuit can eliminate feed speed variation caused by mains voltage fluctuation.

Bidirectional DC Control Output: The controller can output low voltage DC power associated with ON/OFF Control of the controller to drive a solenoid or other external devices.

Type of Control Output: NPN type, PNP type, Push-Pull.

Max Adjustable Output Voltage: Max Adjustable Output Voltage can be preset to protect the load from damage caused by too high voltage.

Overvoltage Protection: If input voltage is too high, power supply of the controller will be shutdown automatically to protect itself.

Light Source Overheat Protection: Each group of light sources is equipped with an NTC temperature sensor interface, which can realize overheating protection of the light source.

Overcurrent Protection: If output current exceeds its rated value, the controller will stop its output to protect itself and the load.

Restorable Short Circuit Protection: If output of the controller is short-circuited, the controller will shut down its output to protect itself and the load. But the fuse inside will not be blown. So when there is no short circuit at the output side, the controller will work again after power on.

Dimensions & Weight

Dimensions: 190*192*94.5 (L*W*H, mm)
Weight: 2130g (without accessory)

Standard Accessories



- Input Power Cable (1.5m)
- DB25 Plug

Remark: Input power cable can be customized to fit the socket in your country.

Optional Accessories




- A/B/C Lamp Panel

Vibratory Feeder Controller Expert

Building 2, Xueyan Tech Park, Tuscany, No.9 Zhineng Rd, Jiangning, Nanjing, China
Tel: 86-25-84730415 Fax: 86-25-84730426 Email: sales@cuhnj.com

SDVC621-M
Intelligent Low Voltage Flexible
Vibratory Feeder Controller



Technical Data

Item	Range			Unit	Note
	Min	Typical	Max		
DC Input Voltage	20	24	28	V	
Motor Output Voltage	0	---	16	Vac	AC RMS
Motor Output Current	0	---	3	A	
Motor Output Frequency	5.0	50.0	400.0	Hz	
Frequency Adjustment Accuracy	0.1			Hz	
Motor Output Waveform	Sine				
Light Source Output Voltage	12	---	60	V	DC
Light Source Output Current	0	---	2	A	DC
Light Source NTC Temperature Sensor Resistance	100000			Ω	B Value 4000K
Control Output Voltage	22	24	26	V	
Standby Power Consumption	no more than 3W			W	
Load Type	Voice coil motor and LED light board				
Ambient Temperature	0	25	40	°C	No Condensation
Ambient Humidity	10	60	85	%	
Storage Ambient Temperature	-20	25	65	°C	

Model

SDVC621-M: 4-way voice coil motor output, the peak value per way is 24V/3A. 3-way LED driver output, the voltage per way is 5~60V, the peak current is 2A.

Features

Bluetooth Communication: Support the Bluetooth connection of the mobile phone to the controller, and complete all flexible feeder operations through the mobile phone WeChat applet.

Phase Control: Four voice coil motor drive outputs can independently control the phase difference.

Frequency Adjustment: Output frequency of the controller can be manually adjusted to resonant frequency of the vibratory feeder to get smooth, quiet and energy-saving feed effect.

Automatic High Precision Voltage Regulation: The internal digital voltage regulation circuit can eliminate feed speed variation caused by mains voltage fluctuation.

Bidirectional DC Control Output: The controller can output low voltage DC power associated with ON/OFF Control of the controller to drive a solenoid or other external devices.

Type of Control Output: NPN type, PNP type, Push-Pull.

Max Adjustable Output Voltage: Max Adjustable Output Voltage can be preset to protect the load from damage caused by too high voltage.

Overvoltage Protection: If input voltage is too high, power supply of the controller will be shutdown automatically to protect itself.

Light Source Overheat Protection: Each group of light sources is equipped with an NTC temperature sensor interface, which can realize overheating protection of the light source.


Overcurrent Protection: If output current exceeds its rated value, the controller will stop its output to protect itself and the load.

Restorable Short Circuit Protection: If output of the controller is short-circuited, the controller will shut down its output to protect itself and the load. But the fuse inside will not be blown. So when there is no short circuit at the output side, the controller will work again after power on.

Dimensions & Weight

Dimensions: 134*124*28.69 (L*W*H, mm)
Weight: 270g (without accessory)

Optional Accessories



● A/B/C Lamp Panel

Vibratory Feeder Controller Expert

Building 2, Xueyan Tech Park, Tusciny, No.9 Zhineng Rd, Jiangning, Nanjing, China
Tel: 86-25-84730415 Fax: 86-25-84730426 Email: sales@cuhnj.com

SDVS30 Series
Intelligent Optical Fiber Sorting Controller



Model

SDVS30: Dual Optical Fibers
SDVS301: Single Optical Fiber

Features

- Fiber Amplifier:** Two way fiber amplifier inside.
- Solenoid Valve Switch Counting:** Provide switch counting data for life time evaluation.
- Dual Switch Sensor ON/OFF Control:** Support 2 way On/Off switch input, anti shake or delay time can be set.
- Automatic Switch Sensor Type Recognition:** The controller can recognize and adapt to both PNP and NPN type switch sensors.
- Type of Control Output:** Push-Pull type with OCP and SCP.
- DC Control Output:** The controller can output low voltage DC power associated with ON/OFF Control of the controller to drive a solenoid or other external devices.

- Overvoltage Protection:** If input voltage exceed the normal working value, the controller will stop and put the error code. if exceed too much, the controller will be shutdown automatically to protect itself.
- Overcurrent Protection:** If the working current exceed the rate value, this port will disable to protect circuit. while current return to normal value, the function will recover automatically.

Restorable Short Circuit Protection: If the output port short to 24V or GND, the controller will set this port to high impedance state to protect electronic component inside. while short condition removed, this port will recover normal operation automatically.

Technical Data

Item	Range			Unit	Note
	Min	Typical	Max		
Input Voltage	20	24	26	V	DC Voltage
Working Pressure	---	5	7	Bar	
Control Output Current	0	---	400	mA	
Output Residual Voltage	---	---	1	V	NPN Output
	---	---	1.5		PNP Output
Response Time	20	100	---	ms	
Solenoid Valve Control Step	10	---	---	ms	
Solenoid Valve Power Consumption	---	1.6	---	W	
Flow Adjust Range	0	---	20	L/min	
Digital Optoelectric Gain	---	7.8x10 ⁵	---	No Unit	
Optoelectric Resolution	---	10	---	bit	
Static Power Consumption	---	---	1.2	W	
Fitting Fiber Diameter	2.1	2.2	2.3	mm	
Input Tube Outer Diameter	---	6	---	mm	
Output Tube Outer Diameter	---	4	---	mm	
Immunity of Sunlight	---	---	50000	Lux	
Immunity of Incandescent Lamp	---	---	30000	Lux	
Digital Control Signal	24			V	Switching Signal
Adjustment Method	6			Button	
Display Method	5			Digit	LED
Ambient Temperature	0	25	40	°C	No Condensation
Ambient Humidity	10	60	85	%	
Storage Ambient Temperature	-20	25	65	°C	

Dimensions & Weight

Dimensions: 212*56*94.4 (L*W*H, mm)
Weight: 580g (without accessory)

Standard Accessories



- 24V Power Cable(1m)
- Reflective Sensing Fiber(1.5m)*2 (one Sensor for SDVS301)
- 4mm Output Air Tube(2m) (1m for SDVS301)

Vibratory Feeder Controller Expert

Building 2, Xueyan Tech Park, Tuscany, No.9 Zhineng Rd, Jiangning, Nanjing, China
Tel: 86-25-84730415 Fax: 86-25-84730426 Email: sales@cuhnj.com

SDVS31
Intelligent Dual-Fiber Line-Scan Sorting Controller



Model

SDVS31: Dual Optical Fibers

Features

- Fiber Amplifier:** Two way fiber amplifier inside.
- Solenoid Valve Switch Counting:** Provide switch counting data for life time evaluation.
- Dual Switch Sensor ON/OFF Control:** Support 2 way On/Off switch input, anti shake or delay time can be set.
- Automatic Switch Sensor Type Recognition:** The controller can recognize and adapt to both PNP and NPN type switch sensors.
- Type of Control Output:** Push-Pull type with OCP and SCP.
- DC Control Output:** The controller can output low voltage DC power associated with ON/OFF Control of the controller to drive a solenoid or other external devices.
- Overvoltage Protection:** If input voltage exceed the normal working value, the controller will stop and put the error code. if exceed too much, the controller will be shutdown automatically to protect itself.
- Overcurrent Protection:** If the working current exceed the rate value, this port will disable to protect circuit. while current return to normal value, the function will recover automatically.

Restorable Short Circuit Protection: If the output port short to 24V or GND, the controller will set this port to high impedance state to protect electronic component inside. while short condition removed, this port will recover normal operation automatically.

Technical Data

Item	Range			Unit	Note
	Min	Typical	Max		
Input DC Voltage	22	24	26	V	Note 1
Output DC Current	---	---	400	mA	Note 2
NPN Output Residual Voltage	---	---	1.0	V	400mA
PNP Output Residual Voltage	---	---	1.5	V	400mA
Response Time	2	3	5	ms	When air pressure is 5 bar
Air Valve Blowing Time Unit	10	---	---	ms	
Flow Regulation Range	0	---	20	L/min	
Digital Photoelectric Gain	---	7.8×10 ⁵	---	No Unit	Note 3
Digital Photoelectric Resolution	---	4096:1	---	No Unit	
Standby Power	---	---	1.2	W	Note 4
Applicable Fiber Diameter	2.1	2.2	2.3	mm	
Input Air Pressure Range	---	5	7	Bar	Note 5
Input Air Pipe Outer Diameter	---	6	---	mm	
Output Air Pipe Outer Diameter	---	4	---	mm	
Anti-sunlight Interference	---	---	50000	Lux	
Anti-incandescent Interference	---	---	30000	Lux	Note 6
Ambient Temperature	0	25	45	°C	No condensation
Ambient Humidity	10	60	85	%	
Storage Temperature	-40	25	65	°C	

- Note 1: If input power exceeds 30 V, display screen will go out to protect the controller. Max input voltage must not exceed 36 V.
- Note 2: Do not connect to capacitive load.
- Note 3: The digital photoelectric gain is defined as the product of the average power of the emitted light and the receiving sensitivity. Diameter of the optical sensor core is 0.5mm.
- Note 4: Standby Power is the power consumption when the internal solenoid valves are not operating.
- Note 5: The maximum air supply pressure must not exceed 10 Bar when the controller is not powered.
- Note 6: Do not work under glare LED lighting.

Vibratory Feeder Controller Expert
Building 2, Xueyan Tech Park, Tuscity, No.9 Zhineng Rd, Jiangning, Nanjing, China
Tel: 86-25-84730415 Fax: 86-25-84730426 Email: sales@cuhnj.com

Dimensions & Weight

Dimensions: 212*56*94.4 (L*W*H, mm)
Weight: 588g (without accessory)

Standard Accessories

- 24V Power Cable(1m)
- Reflective Sensing Fiber(1.5m)*2
- 4mm Output Air Tube(2m)

SDUC20-U Series
Intelligent Digital Ultrasonic Welding Controller



Model

SDUC20-US: 1.5A
SDUC20-UM: 3.0A

Features

Capacitive Load: The controller is specifically designed to drive ultrasonic piezoelectric vibrators and can drive capacitive loads.

Output Current Display: Output current can be displayed in real time.

Frequency Adjustment: Output frequency of the controller can be manually adjusted to resonant frequency of the PZT to get smooth, quiet and energy-saving Welding effect.

Automatic Resonant Frequency Scan: Scan and then output resonant frequency of the PZT. Other related parameters are also set automatically.

Dual Switch Sensor ON/OFF Control: 2 switch sensors or PLCs can be connected to turn on/off the controller.

DC Control Output: The controller can output low voltage DC power associated with ON/OFF Control of the controller to drive a solenoid or other external devices.

Type of Control Output: NPN type.

Automatic Switch Sensor Type Recognition: The controller can recognize and adapt to both PNP and NPN type switch sensors.

Overcurrent Protection: If output current exceeds its rated value, the controller will stop its output to protect itself and the load.

Overheat Protection: If internal temperature of the controller gets too high, the controller will stop its output to protect itself.

Overvoltage Protection: If input voltage is too high, power supply of the controller will be shutdown automatically to protect itself.

Thunder Protection: The controller can withstand lightning strikes not exceeding 2kV.

Restorable Short Circuit Protection: If output of the controller is short-circuited, the controller will shutdown its output to protect itself and the load. But the fuse inside will not be blown. So when there is no short circuit at the output side, the controller will work again after power on.

Technical Data

Item	Range			Unit	Note
	Min	Typical	Max		
AC Input Voltage	85	220	250	V	50/60Hz AC effective value
Output Voltage	0	---	1500	V	SDUC20-US
			2000		SDUC20-UM
Output Current	0	---	1.5	A	SDUC20-US
			3.0		SDUC20-UM
Continuous Output Power	0	---	1000	W	When ambient temperature is 25°C
Output Power which under forced air cooling condition	0	---	1500	W	
Peak Output Power	0	---	2250	VA	SDUC20-US
			6000		SDUC20-UM
Output Frequency	14000	20000	25000	Hz	
Output Frequency Adjustment Accuracy	1			Hz	
Output Waveform	Sine				
On Delay Time	0	0	10.00	s	
Pulse Output Time	0	0.5	10.00	s	
The Voltage of Control Output	22	24	26	V	
The Current of Control Output	0	---	200	mA	
Standby Power Consumption	---	5	---	W	
Load Type	Ultrasonic piezoelectric transducer				
Display Method	5			Digit	LED
Ambient Temperature	0	25	40	°C	No Condensation
Ambient Humidity	10	60	85	%	
Storage Temperature	-20	25	65	°C	

Dimensions & Weight

Dimensions: 397.4*190*94.5 (L*W*H, mm)
Weight: 4865g (without accessory)

Standard Accessories



- Input Power Cable (1.5m)
- Output Power Cable (1.5m)

Remark: Input power cable can be customized to fit the socket in your country.

Vibratory Feeder Controller Expert

Building 2, Xueyan Tech Park, Tuscany, No.9 Zhineng Rd, Jiangning, Nanjing, China
Tel: 86-25-84730415 Fax: 86-25-84730426 Email: sales@cuhnj.com

SDMC10-S

Digital Low Voltage DC Brushed Motor Controller



Model

SDMC10-S: 24V, 5A

Features

Automatic High Precision Voltage Regulation: The internal digital voltage regulation circuit can eliminate feed speed variation caused by mains voltage fluctuation.

Time Adjustable Soft Start: The controller will gently increase output voltage from 0 to the preset value when power on to avoid sudden shake. Soft start time can be digitally preset.

Time Adjustable Soft Shutdown: When stopping from the running state, the output voltage can be gently reduced to 0 to prevent the motor load from being impacted.

Switch Sensor ON/OFF Control: Adaptive switch sensor or PLC can be connected to turn on/off the controller.

Remote Speed Control: Output Voltage of the controller can be adjusted remotely by an external potentiometer, a PLC, a 1-5V DC signal or a 4-20mA current signal.

DC Control Output: The controller can output low voltage DC power associated with ON/OFF Control of the controller to drive a solenoid or other external devices.

Keypad Lock: Lock all buttons on the keypad to prevent misoperation by pressing the ON/OFF button and hold for 2 seconds.

Max Adjustable Output Voltage: Max Adjustable Output Voltage can be preset to protect the motor load from damage caused by too high voltage.

Overvoltage Protection: If input voltage is too high, power supply of the controller will be shutdown automatically to protect itself.

Overheat Protection: If internal temperature of the controller gets too high, the controller will stop its output to protect itself.


Technical Data

Item	Range			Unit	Note
	Min	Typical	Max		
AC Input Voltage	85	220	250	V	50/60 Hz AC RMS
Output Voltage of Motor	0	---	24.0	Vdc	DC
Output Current of Motor	0	---	5.00	A	
Soft Start Time	0.1	---	10	s	Default value: 0.5
On/Off Delay Time Range	0	---	99.9	s	Default value: 0.2
On/Off Delay Time Accuracy	0.1			s	
Overheat Protection Trigger Temperature	58	60	66	°C	
DC Control Output Current	0	---	400	mA	
DC Control Output Voltage	22	24	26	V	
Analog Control Signal	1~5/4~20			V/mA	Remote Speed Control signal
Digital Control Signal	24			V	Switching Signal
Adjustment Method	6			Button	
Standby Power Consumption	---	3	---	W	
Display Method	5			Digit	LED
Ambient Temperature	0	25	40	°C	No Condensation
Ambient Humidity	10	60	85	%	
Storage Ambient Temperature	-20	25	65	°C	

Dimensions & Weight

Dimensions: 190*53.6*94.5 (L*W*H, mm)
Weight: 590g (without accessory)

Standard Accessories



- Input Power Cable (1.5m)

Remark: Input power cable can be customized to fit the socket in your country.

Vibratory Feeder Controller Expert

Building 2, Xueyan Tech Park, Tuscany, No.9 Zhineng Rd, Jiangning, Nanjing, China
Tel: 86-25-84730415 Fax: 86-25-84730426 Email: sales@cuhnj.com

SDMC20-S

Digital Single Phase Asynchronous Motor Controller



Model

SDMC20-S: 5A Digital Single Phase Asynchronous Motor Controller

Features

Automatic High Precision Voltage Regulation: The internal digital voltage regulation circuit can eliminate feed speed variation caused by mains voltage fluctuation.

Time Adjustable Soft Start: The controller will gently increase output voltage from 0 to the preset value when power on to avoid sudden shake. Soft start time can be digitally preset.

Time Adjustable Soft Shutdown: When stopping from the running state, the output voltage can be gently reduced to 0 to prevent the motor load from being impacted.

Dual Switch Sensor ON/OFF Control: Adaptive switch sensors or PLCs can be connected to turn on/off the controller.

Photoelectric Sensor ON/OFF Control: The CUH Intelligent Photoelectric Sensor can be connected to turn on/off the controller.

Remote Speed Control: Output Voltage of the controller can be adjusted remotely by an external potentiometer, a PLC, a 1-5V DC signal or a 4-20mA current signal.

DC Control Output: The controller can output low voltage DC power associated with ON/OFF Control of the controller to drive a solenoid or other external devices.

Keypad Lock: Lock all buttons on the keypad to prevent misoperation by pressing the ON/OFF button and hold for 2 seconds.

Max Adjustable Output Voltage: Max Adjustable Output Voltage can be preset to protect the load from damage caused by too high voltage.

Overvoltage Protection: If input voltage is too high, power supply of the controller will be shutdown automatically to protect itself.

Overheat Protection: If internal temperature of the controller gets too high, the controller will stop its output to protect itself.

Overcurrent Protection: If output current exceeds its rated value, the controller will stop its output to protect itself and the load.

Fuse-Short Circuit Protection: If output of the controller is short-circuited, the fuse inside will be blown to protect the controller and the load.

Technical Data

Item	Range			Unit	Note
	Min	Typical	Max		
Input Voltage	85	220	250	V	AC RMS
Adjustable Output Voltage Range	35	---	Vin-10	V	Half Wave
	45		Vin-5		Full Wave
Voltage Adjustment Accuracy	1			V	
Voltage Regulation Accuracy	---	---	30	V	Vset=150V ΔVin+=70V
Voltage Regulation Response Time	0	0.01	0.02	s	
Adjustable Output Current Range	0	---	5	A	
Output Power	0	---	1100	VA	
Output Frequency	45	50/60	65	Hz	Half Wave
	90	100/120	130		Full Wave
Output Waveform	Phase Angle Control				
Soft Start Time	0	---	9.9/10.0	s	Default value: 1.0
On/Off Delay Time Range	0	---	9.9/99.9	s	Default value: 0.2
On/Off Delay Time Accuracy	0.1			s	
Overheat Protection Trigger Temperature	58	60	66	°C	
DC Control Output Voltage	22	24	26	V	
DC Control Output Current	0	---	400	mA	
Analog Control Signal	1-5/4-20			V/mA	Remote Speed Control signal
Digital Control Signal	24			V	Switching Signal
Adjustment Method	6			Button	
Fuse Capacity	6.3			A	
Standby Power Consumption	---	2	---	W	
Display Method	5			Digit	LED
Ambient Temperature	0	25	40	°C	No Condensation
Ambient Humidity	10	60	85	%	
Storage Ambient Temperature	-20	25	65	°C	

Note: "xxx/xxx" indicates "Traditional Parameter values / Modern Parameter values"

Dimensions & Weight

Dimensions: 190*53.6*94.5 (L*W*H, mm)

Weight: 430g (without accessory)

Standard Accessories



- Input Power Cable (1.5m)

Remark: Input power cable can be customized to fit the socket in your country.

Optional Accessories



- Intelligent Photoelectric Sensor(1.5m)

Vibratory Feeder Controller Expert

Building 2, Xueyan Tech Park, Tuscany, No.9 Zhineng Rd, Jiangning, Nanjing, China
Tel: 86-25-84730415 Fax: 86-25-84730426 Email: sales@cuhnj.com

SDMC201-S

Digital Single Phase Asynchronous Motor Controller



Technical Data

Item	Range			Unit	Note
	Min	Typical	Max		
Input Voltage	85	220	250	V	AC RMS
Adjustable Output Voltage Range	0	---	Vin	V	
Voltage Adjustment Accuracy	1			V	
Voltage Regulation Accuracy	---	---	1	V	
Voltage Regulation Response Time	0	0.02	0.06	s	
Adjustable Output Current Range	0	---	5	A	
Output Power	0	---	1100	VA	
Output Frequency	90	100/120	130	Hz	
Output Waveform	Phase Angle Control				
Soft Start Time	0	---	99.9	s	Default value: 10
On/Off Delay Time Range	0	---	99.9	s	Default value: 0.2
On/Off Delay Time Accuracy	0.1			s	
Overheat Protection Trigger Temperature	58	60	66	°C	
Short-Circuit Protection Trigger Current	---	6.3	---	A	Fuse Capacity
DC Control Output Voltage	22	24	26	V	
DC Control Output Current	0	---	400	mA	
Analog Control Signal	1-5/4-20			V/mA	Remote Speed Control signal
Digital Control Signal	24			V	Switching Signal
Adjustment Method	6			Button	
Fuse Capacity	6.3			A	
Standby Power Consumption	---	2	---	W	
Display Method	5			Digit	LED
Ambient Temperature	0	25	40	°C	No Condensation
Ambient Humidity	10	60	85	%	
Storage Ambient Temperature	-20	25	65	°C	

Model

SDMC20-S: 5A Digital Single Phase Asynchronous Motor Controller

Features

Automatic High Precision Voltage Regulation: The internal digital voltage regulation circuit can eliminate feed speed variation caused by mains voltage fluctuation.

Time Adjustable Soft Start: The controller will gently increase output voltage from 0 to the preset value when power on to avoid sudden shake. Soft start time can be digitally preset.

Time Adjustable Soft Shutdown: When stopping from the running state, the output voltage can be gently reduced to 0 to prevent the motor load from being impacted.

Dual Switch Sensor ON/OFF Control: Adaptive switch sensors or PLCs can be connected to turn on/off the controller.

Photoelectric Sensor ON/OFF Control: The CUH Intelligent Photoelectric Sensor can be connected to turn on/off the controller.

Remote Speed Control: Output Voltage of the controller can be adjusted remotely by an external potentiometer, a PLC, a 1-5V DC signal or a 4-20mA current signal.

DC Control Output: The controller can output low voltage DC power associated with ON/OFF Control of the controller to drive a solenoid or other external devices.

Keypad Lock: Lock all buttons on the keypad to prevent misoperation by pressing the ON/OFF button and hold for 2 seconds.

Max Adjustable Output Voltage: Max Adjustable Output Voltage can be preset to protect the load from damage caused by too high voltage.

Overvoltage Protection: If input voltage is too high, power supply of the controller will be shutdown automatically to protect itself.

Overheat Protection: If internal temperature of the controller gets too high, the controller will stop its output to protect itself.

Overcurrent Protection: If output current exceeds its rated value, the controller will stop its output to protect itself and the load.

Fuse-Short Circuit Protection: If output of the controller is short-circuited, the fuse inside will be blown to protect the controller and the load.

Dimensions & Weight

Dimensions: 190*53.6*94.5 (L*W*H, mm)

Weight: 430g (without accessory)


Standard Accessories



- Input Power Cable (1.5m)

Remark: Input power cable can be customized to fit the socket in your country.

Optional Accessories



- Intelligent Photoelectric Sensor(1.5m)

Vibratory Feeder Controller Expert

Building 2, Xueyan Tech Park, Tusciny, No.9 Zhineng Rd, Jiangning, Nanjing, China
Tel: 86-25-84730415 Fax: 86-25-84730426 Email: sales@cuhnj.com

SDMC30-S

Digital Three Phase Asynchronous Motor Controller



Model

SDMC30-S: 200W Digital Three Phase Asynchronous Motor Controller

Features

Frequency Adjustment: The output frequency of the controller can be adjusted to set different motor speeds.

Time Adjustable Soft Start: The controller will gently increase output frequency from 0 to the preset value when power on to avoid sudden shake. Soft start time can be digitally preset.

Time Adjustable Soft Shutdown: When stopping from the running state, the output frequency can be gently reduced to 0 to prevent the motor load from being impacted.

Dual Switch Sensor ON/OFF Control: Adaptive switch sensors or PLCs can be connected to turn on/off the controller.

Photoelectric Sensor ON/OFF Control: The CUH Intelligent Photoelectric Sensor can be connected to turn on/off the controller.

Remote Speed Control: Output Voltage of the controller can be adjusted remotely by an external potentiometer, a PLC, a 1-5V DC signal or a 4-20mA current signal.

Overvoltage Protection: If input voltage is too high, power supply of the controller will be shutdown automatically to protect itself.

Digital Overheat Protection: If internal temperature of the controller gets too high, the controller will stop its output to protect itself.

Overcurrent Protection: If output current exceeds its rated value, the controller will stop its output to protect itself and the load.

Restorable Short Circuit Protection: If output of the controller is short-circuited, the controller will shut down its output to protect itself and the load. But the fuse inside will not be blown. So when there is no short circuit at the output side, the controller will work again after power on.

Technical Data

Item	Range			Unit	Note
	Min	Typical	Max		
Input Voltage	200	220	240	V	50/60Hz
Output Cable Voltage	0	---	240	V	does not exceed the input voltage
RMS Input Current	---	---	2.8	A	
Input Current Peak	---	---	8.0	A	
Output Current Adjustment Range	0	---	1.6	A	
Output Capacity	0	---	600	VA	
Output Frequency	2.0	---	120.0	Hz	
Frequency Adjustment Accuracy	0.1			Hz	
Output Waveform	Vector Sine				
Applicable Motor Power	---	---	0.2	kW	1/4HP
Overheat Protection Trigger Temperature	---	65	---	°C	60°C return to normal
DC Control Output Current	0	---	350	mA	
24V Output Current	---	---	700	mA	
DC Control Output Voltage	22	24	26	V	
Analog Control Signal	4~20 / 1~5、0~5、0~10			mA/V	
Digital Control Signal	24			V	Switching Signal
Adjustment Method	6			Button	
Standby Power Consumption	---	3	---	W	
Display Method	5			Digit	LED
Weight	830			g	Without Accessory
Dimensions	190*61.8*94.5 (L*W*H)			mm	
Ingress Protection Level	IP20				
Ambient Temperature	-10	25	40	°C	No Condensation
Ambient Humidity	10	60	85	%	
Storage Ambient Temperature	-20	25	65	°C	
Applicable Altitude	<2000			m	

Dimensions & Weight

Dimensions: 190*61.8*94.5 (L*W*H, mm)
Weight: 830g (without accessory)

Standard Accessories



- Input Power Cable (1.5m)

Remark: Input power cable can be customized to fit the socket in your country.

Optional Accessories



- Intelligent Photoelectric Sensor(1.5m)

Vibratory Feeder Controller Expert

Building 2, Xueyan Tech Park, Tuscany, No.9 Zhineng Rd, Jiangning, Nanjing, China
Tel: 86-25-84730415 Fax: 86-25-84730426 Email: sales@cuhnj.com

CUH Product Function Table

Function Classification	Function Number	Function Description	1	2	3	4	5	6	7	8	9	10	11	12	13	14	15	16	17	18	19	20	21	22	23	24	25	26	27	28	29	30	31	32	33	34	35			
			Display Method				Power Input			Power Output									Control Signal									Protective Function												
Variable Voltage Series	SDVC10 Series																																							
	SDVC11-S																																							
	SDVC11-M																																							
	SDVC14-S																																							
	SDVC20-S																																							
	SDVC20-L																																							
	SDVC20-XL																																							
	SDVC201-L																																							
	SDVC20-U																																							
	SDVC21-S																																							
SDVC21-LP/XLP																																								
SDVC212/222/232																																								
SDVC22 Series																																								
SDVC301-S/M																																								
SDVC302-S/M																																								
SDVC311 Series																																								
SDVC31 Series																																								
SDVC31-XLP																																								
SDVC31-UP																																								
SDVC33-M																																								
SDVC333-SG																																								
SDVC34 Series																																								
SDVC341-M																																								
SDVC35 Series																																								
SDVC40-S																																								
SDVC40-XS Series																																								
SDVC402-S																																								
SDVC41-M																																								
SDVC42-S																																								
SDVC42-SD																																								

Note: Δ represents this function is available for some models.

CUH Product Function Table

Function Classification		Display Method			Power Input			Power Output										Control Signal										Protective Function												
	Function Number	Function Description	1	2	3	4	5	6	7	8	9	10	11	12	13	14	15	16	17	18	19	20	21	22	23	24	25	26	27	28	29	30	31	32	33	34	35			
Low Voltage Flexible Series	SDVC50		✓							✓	✓	✓		✓		✓								✓	✓	✓														
	SDVC60 Series		✓				✓											✓																						
	SDVC61-M		✓					✓										✓																						
	SDVC621-M		✓																✓																					
Optical Fiber Sorting	SDVS30 Series		✓																																					
	SDVS31		✓																																					
Ultrasonic Welding	SDUC20-U Series		✓																																					
	SDMC10-S		✓																																					
Motor Series	SDMC20-S		✓																																					
	SDMC21-S		✓																																					
	SDMC30-S		✓																																					

Note: △ represents this function is available for some models.

CUH[®]

HELPING GLOBAL MANUFACTURING ACHIEVE RELIABLE AND AUTOMATED MATERIAL FEEDING




CONTACT US

 +86 25 84730415

 www.cuhnj.com

 sales@cuhnj.com

 Add. Building 2, Xueyan Tech Park, Tuscity,
No.9 Zhineng Rd, Jiangning, Nanjing, China



OFFICIAL WEBSITE

* The final right of interpretation of the contents belongs to CUH. The data deadline is June 2024